

4

3

2

1

THIS DRAWING IS UNPUBLISHED.

RELEASED FOR PUBLICATION

- - -

LOC

DIST

REVISIONS

C

COPYRIGHT 2011

BY TYCO ELECTRONICS CORPORATION.

ALL RIGHTS RESERVED.

DW

P

LTR

DESCRIPTION

DATE

DWN

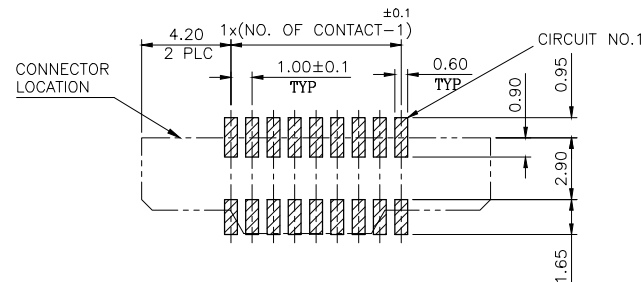
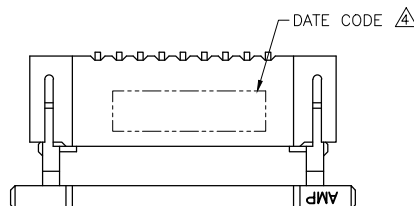
APVD

E1

REVISED (ECR-14-000556), ADD NEW PART NUMBER.

06JAN14

S.C. H.L.



RECOMMENDED PCB LAYOUT
(TOLERANCE : \pm 0.05)

NOTES:

1. MATERIAL:

1.1 HOUSING: THERMOPLASTIC (PA9T)
UL94 V-0, COLOR: BLACK.

1.2 ACTUATOR: THERMOPLASTIC (PA9T)
UL94 V-0, COLOR: BLACK.

1.3 CONTACTS: PHOSPHOR BRONZE

1.4 MYLAR: CAPTON. THICKNESS: 0.12. COLOR: YELLOW

2. FINISH:

2.1 CONTACT:

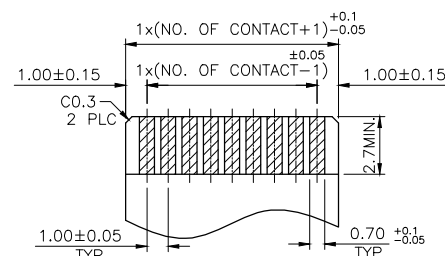
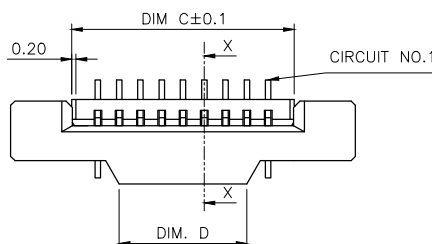
GOLD FLASH PLATING OVERALL.

1.27mm (50m") MIN. NICKEL UNDERPLATING OVERALL.

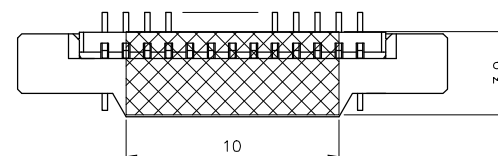
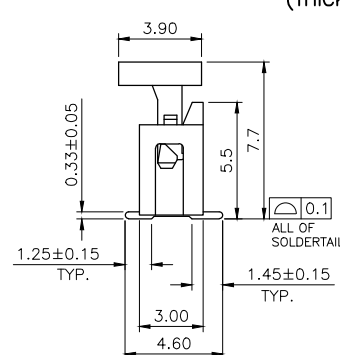
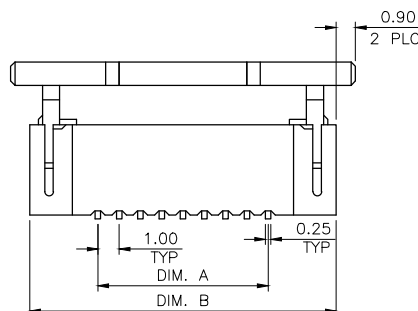
3. REFLOW SOLDER CAPABLE TO 260°C PER TEC-109-201, CONDITION B.

Δ WITHOUT DATE CODE FOR 8 POSITION UNDER.

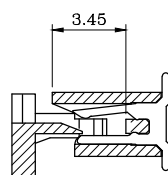
Δ MYLAR ATTACHED FOR PN 6-1734248-0 ONLY



APPLICABLE FPC
RECOMMENDED DIMENSION
(THICKNESS:0.3 \pm 0.05)



W/ MYLAR

 Δ (FOR 6-1734248-0 ONLY)

SECTION X-X

Δ ACTIVE	27	31.40	35.6	29.0	30	6-1734248-0
	37	41.40	45.6	39.0	40	4-1734248-0
	36	40.40	44.6	38.0	39	3-1734248-9
	35	39.40	43.6	37.0	38	3-1734248-8
	34	38.40	42.6	36.0	37	3-1734248-7
	33	37.40	41.6	35.0	36	3-1734248-6
	32	36.40	40.6	34.0	35	3-1734248-5
	31	35.40	39.6	33.0	34	3-1734248-4
	30	34.40	38.6	32.0	33	3-1734248-3
	29	33.40	37.6	31.0	32	3-1734248-2
	28	32.40	36.6	30.0	31	3-1734248-1
ACTIVE	27	31.40	35.6	29.0	30	3-1734248-0
	26	30.40	34.6	28.0	29	2-1734248-9
	25	29.40	33.6	27.0	28	2-1734248-8
	24	28.40	32.6	26.0	27	2-1734248-7
	23	27.40	31.6	25.0	26	2-1734248-6
	22	26.40	30.6	24.0	25	2-1734248-5
	21	25.40	29.6	23.0	24	2-1734248-4
OBSOLETE	20	24.40	28.6	22.0	23	2-1734248-3
	19	23.40	27.6	21.0	22	2-1734248-2
	18	22.40	26.6	20.0	21	2-1734248-1
	17	21.40	25.6	19.0	20	2-1734248-0
	16	20.40	24.6	18.0	19	1-1734248-9
	15	19.40	23.6	17.0	18	1-1734248-8
	14	18.40	22.6	16.0	17	1-1734248-7
	13	17.40	21.6	15.0	16	1-1734248-6
	12	16.40	20.6	14.0	15	1-1734248-5
	11	15.40	19.6	13.0	14	1-1734248-4
	10	14.40	18.6	12.0	13	1-1734248-3
ACTIVE	9	13.40	17.6	11.0	12	1-1734248-2
	8	12.40	16.6	10.0	11	1-1734248-1
	7	11.40	15.6	9.0	10	1-1734248-0
	6	10.40	14.6	8.0	9	1734248-9
	5	9.40	13.6	7.0	8	1734248-8
	4	8.40	12.6	6.0	7	1734248-7
	3	7.40	11.6	5.0	6	1734248-6
	2	6.40	10.6	4.0	5	1734248-5
	2	5.40	9.6	3.0	4	1734248-4
	2	4.40	8.6	2.0	3	1734248-3
STATUS	DIM D	DIM C	DIM B	DIM A	POS.	PART NUMBER

THIS DRAWING IS A CONTROLLED DOCUMENT.

DWN
H. HUANG

30MAR2007

CHK
S. HOU

30MAR2007

APVD
W.J. KE

30MAR2007

PRODUCT SPEC

108-57080

APPLICATION SPEC

WEIGHT

-

CUSTOMER DRAWING



TE Connectivity

NAME

1.0 MM FPC, ZIF VERTICAL, SMT TYPE

SIZE

CAGE CODE

DRAWING NO

RESTRICTED TO

A300779C=1734248

SCALE

SHEET

1 OF 2

REV E1



5. PEELING SPEED: 300mm/minutes.

4	68.4	34.2	72.4	72	46	41	8.70	5.50	40	4	1734248-0
					45	40	8.57	5.37	39	3	1734248-9
					44	39	8.45	5.25	38	3	1734248-8
5	52.4	26.2	56.4	56	36	31	10.25	6.33	30	6	1734248-0
					43	38	11.60	7.68	37	3	1734248-7
					42	37	11.46	7.48	36	3	1734248-6
					41	36	11.21	7.29	35	3	1734248-5
					40	35	11.02	7.18	34	3	1734248-4
					39	34	10.83	6.91	33	3	1734248-3
					38	33	10.63	6.71	32	3	1734248-2
					37	32	10.44	6.52	31	3	1734248-1
					36	31	10.25	6.33	30	3	1734248-0
					35	30	10.06	6.14	29	2	1734248-9
					34	29	9.86	5.94	28	2	1734248-8
					33	28	9.67	5.75	27	2	1734248-7
6	40.4	20.2	44.4	44	32	27	9.00	5.56	26	2	1734248-6
					31	26	8.80	5.36	25	2	1734248-5
					30	25	8.61	5.17	24	2	1734248-4
					29	24	8.42	4.98	23	2	1734248-3
					28	23	8.23	4.79	22	2	1734248-2
					27	22	8.03	4.59	21	2	1734248-1
					26	21	7.84	4.40	20	2	1734248-0
					25	20	7.65	4.21	19	1	1734248-9
					24	19	7.46	4.02	18	1	1734248-8
					23	18	7.26	3.82	17	1	1734248-7
8	28.4	14.2	32.4	32	22	17	7.07	3.63	16	1	1734248-6
					21	16	9.20	5.16	15	1	1734248-5
					20	15	8.91	4.87	14	1	1734248-4
					19	14	8.62	4.58	13	1	1734248-3
					18	13	8.33	4.29	12	1	1734248-2
					17	12	8.04	4.00	11	1	1734248-1
10	-	11.5	24.4	24	16	11	7.73	4.13	10	1	1734248-0
					15	10	7.41	3.81	9	1	1734248-9
					14	9	7.08	3.48	8	1	1734248-8
					13	8	6.76	3.16	7	1	1734248-7
					12	7	6.44	2.84	6	1	1734248-6
					11	6	6.12	2.52	5	1	1734248-5
					10	5	5.80	2.20	4	1	1734248-4
					9	4	5.48	1.88	3	1	1734248-3
REELS/ BOX	DIM F	DIM E	DIM D	DIM C	DIM B	DIM A	G/W (kg)	N/W (kg)	PDS.	PART NUMBER	

THIS DRAWING IS A CONTROLLED DOCUMENT.

CUSTOMER DRAWING

mm

TOLERANCES UNLESS OTHERWISE SPECIFIED:

10

10

2

3

4
Δ

2	3	4	5	6	7	8	9	10	11	12	13	14	15	16	17	18	19	20	21	22	23	24	25	26	27	28	29	30	31	32	33	34	35	36	37	38	39	40	41	42	43	44	45	46	47	48	49	50	51	52	53	54	55	56	57	58	59	60	61	62	63	64	65	66	67	68	69	70	71	72	73	74	75	76	77	78	79	80	81	82	83	84	85	86	87	88	89	90	91	92	93	94	95	96	97	98	99	100
---	---	---	---	---	---	---	---	----	----	----	----	----	----	----	----	----	----	----	----	----	----	----	----	----	----	----	----	----	----	----	----	----	----	----	----	----	----	----	----	----	----	----	----	----	----	----	----	----	----	----	----	----	----	----	----	----	----	----	----	----	----	----	----	----	----	----	----	----	----	----	----	----	----	----	----	----	----	----	----	----	----	----	----	----	----	----	----	----	----	----	----	----	----	----	----	----	----	-----

1

11

MATERIAL

FINISH

TE Connectivity

NAME

1.0 MM FPC, ZIF VERTICAL, SMT TYPE

SIZE

CAGE CODE	
-----------	--

DRAWING NO

RESTRICTED TO

A.3 00779 C-1734248

	SCAL
--	------

SHEET

REV ☐ 1

Mouser Electronics

Authorized Distributor

Click to View Pricing, Inventory, Delivery & Lifecycle Information:

[TE Connectivity:](#)

[2-1734248-4](#)