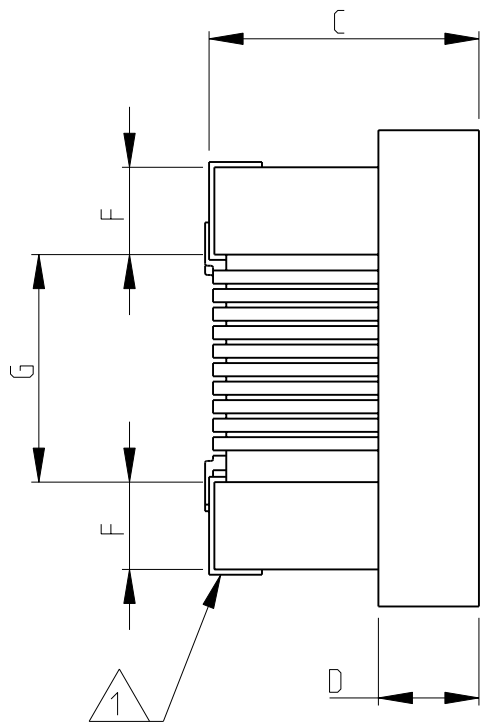
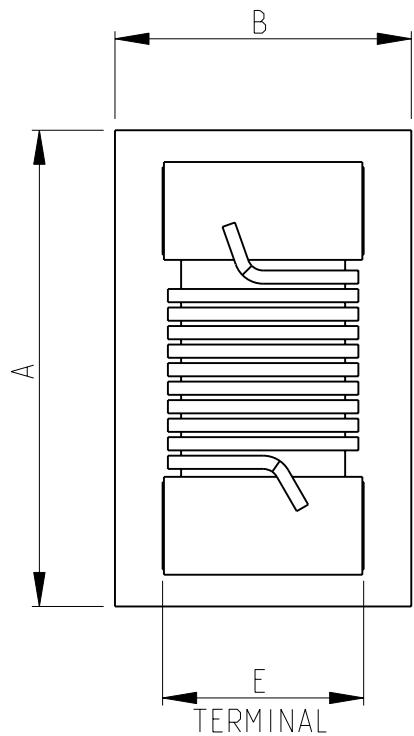


LOC	DIST	REVISIONS					
		P	LTR	DESCRIPTION		DATE	APVD
E	B		BA1	REVISED PER ECO-11-005150		29MAR2011	HMR

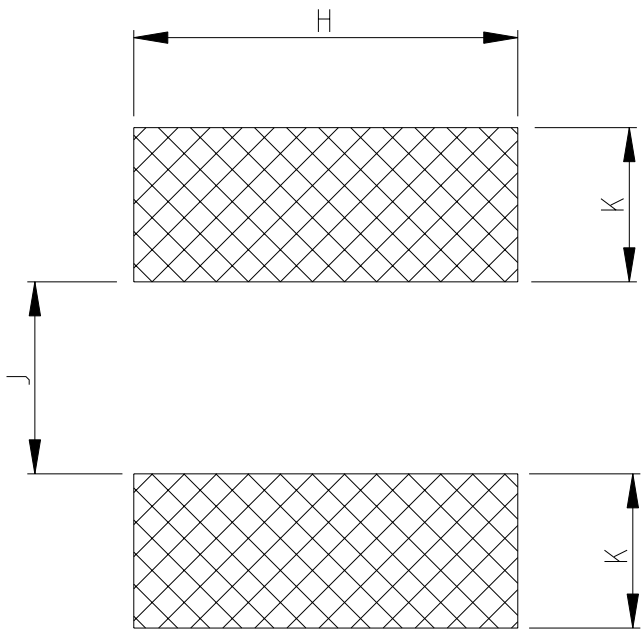
SERIES 3650-1J, 3650-2A AS SHOWN



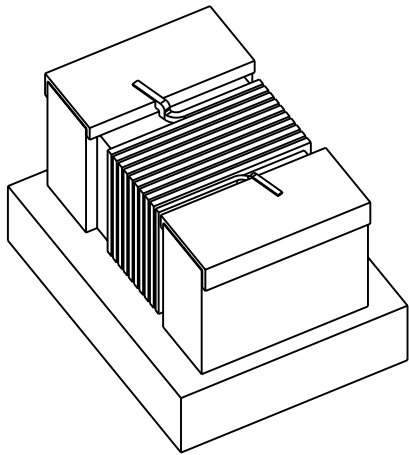
- 1
- 2
- 3
- TERMINAL WRAPAROUND APPROX 0.007'' (0.18mm) BOTH ENDS
- AVAILABLE IN 2 DIFFERENT SERIES
- FOR FURTHER INFORMATION SEE DATA SHEET FOR 3650 SERIES-LOW INDUCTANCE, HIGH FREQUENCY CHIP INDUCTOR

RoHS Compliant

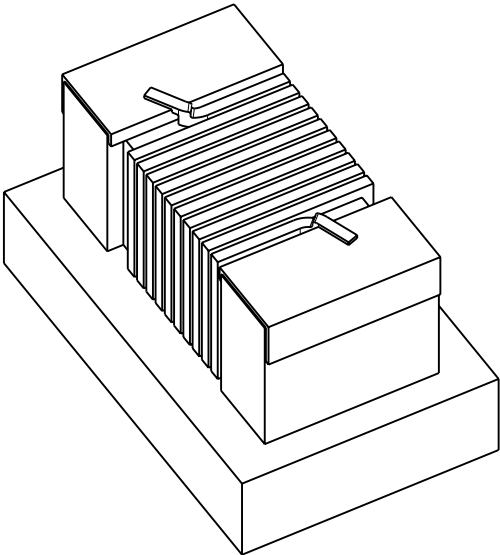
RECOMMENDED LAND PATTERN FOR 3650-2A, 3650-1J SERIES



3650-1J SERIES



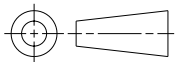
3650-2A SERIES



3650-1J	1.80	1.12	1.02	0.38	0.76	0.33	0.86	1.02	0.64	0.64
3650-2A	2.29	1.73	1.52	0.51	1.27	0.51	1.02	1.78	1.02	0.76
SERIES	A Max.	B Max.	C Max.	D ref	E	F	G	H	K	J

THIS DRAWING IS A CONTROLLED DOCUMENT.

DIMENSIONS:  
mm



MATERIAL

-

TOLERANCES UNLESS OTHERWISE SPECIFIED:

0 PLC ± 0.2  
1 PLC ± 0.1  
2 PLC ± -  
3 PLC ± -  
4 PLC ± -  
ANGLES ± 5°

FINISH

-

DWN SUBHASH.M 03-AUG-09

CHK ALLAN.P 03-AUG-09

APVD STEPHEN.P 03-AUG-09

PRODUCT SPEC

-

APPLICATION SPEC

-

WEIGHT

-



TE Connectivity

NAME

LOW INDUCTANCE,  
HIGH FREQUENCY CHIP  
INDUCTOR SERIES 3650

SIZE

A3

CAGE CODE

00779

DRAWING NO

1624113

RESTRICTED TO

-

CUSTOMER DRAWING

SCALE NTS

SHEET 1 OF 1

REV BA1

# Mouser Electronics

Authorized Distributor

Click to View Pricing, Inventory, Delivery & Lifecycle Information:

[TE Connectivity:](#)

[1624113-2](#)