

4

3

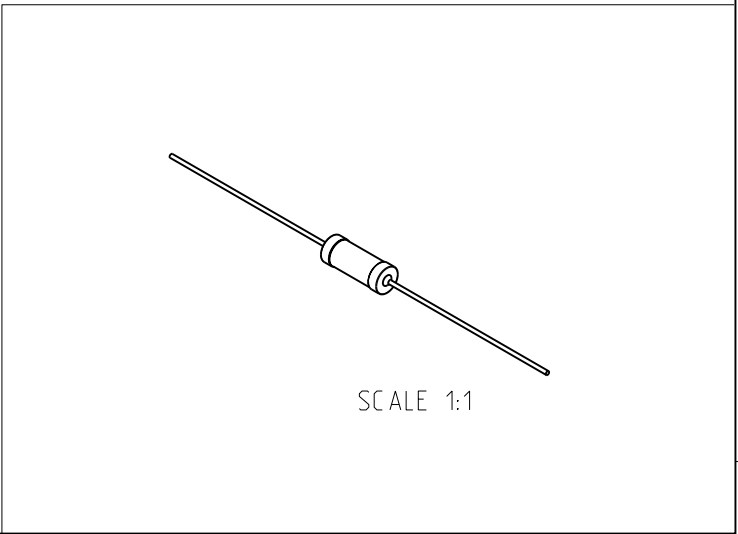
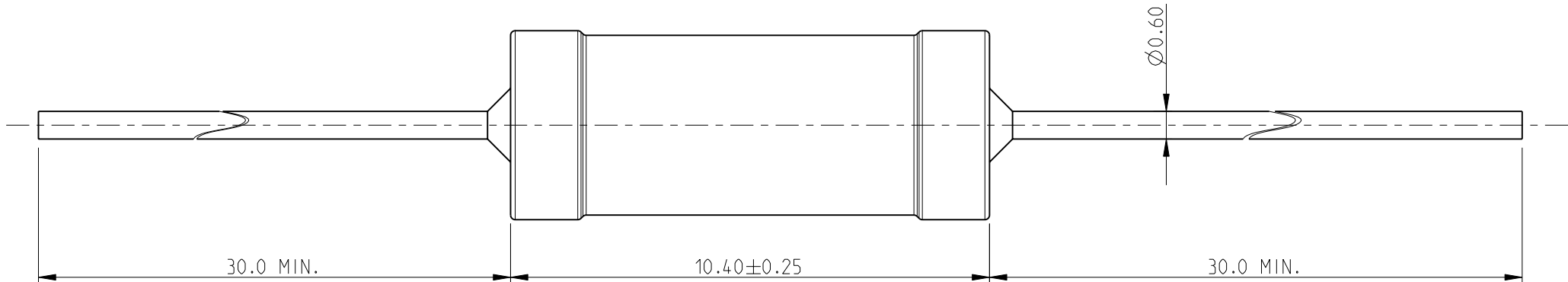
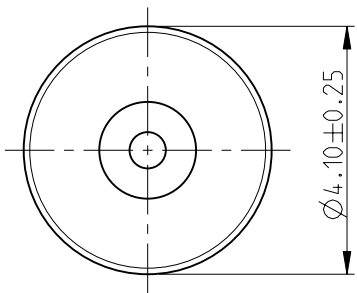
2


1

THIS DRAWING IS UNPUBLISHED.	RELEASED FOR PUBLICATION	2010
© COPYRIGHT 2010	BY TYCO ELECTRONICS CORPORATION. ALL RIGHTS RESERVED.	

LOC	DIST	REVISIONS					
		P	LTR	DESCRIPTION	DATE	DWN	APVD
E	B		BA	NEW RELEASE	10-MAR-10	MRS	St.P

FOR FURTHER INFORMATION SEE DATA SHEET FOR
SERIES MSC60 - RF INDUCTOR MOULDED



THIS DRAWING IS A CONTROLLED DOCUMENT FOR TYCO ELECTRONICS CORPORATION IT IS SUBJECT TO CHANGE AND THE CONTROLLING ENGINEERING ORGANIZATION SHOULD BE CONTACTED FOR THE LATEST REVISION.		DWN MAHARUDRA 10-MAR-10		 Tyco Electronics Corporation Dorcan, Swindon, SN3 5HH					
		CHK ALLAN.P 10-MAR-10							
		APVD STEPHEN.P 10-MAR-10		NAME RF INDUCTOR MOULDED SERIES MSC60					
		PRODUCT SPEC -							
		APPLICATION SPEC -		SIZE A 3					
		WEIGHT -							
		CUSTOMER DRAWING		CAGE CODE 00779		DRAWING NO C-1624084		RESTRICTED TO -	
				SCALE 8:1		SHEET 1 OF 1		REV BA	

Mouser Electronics

Authorized Distributor

Click to View Pricing, Inventory, Delivery & Lifecycle Information:

[TE Connectivity:](#)

[1624084-1](#)