

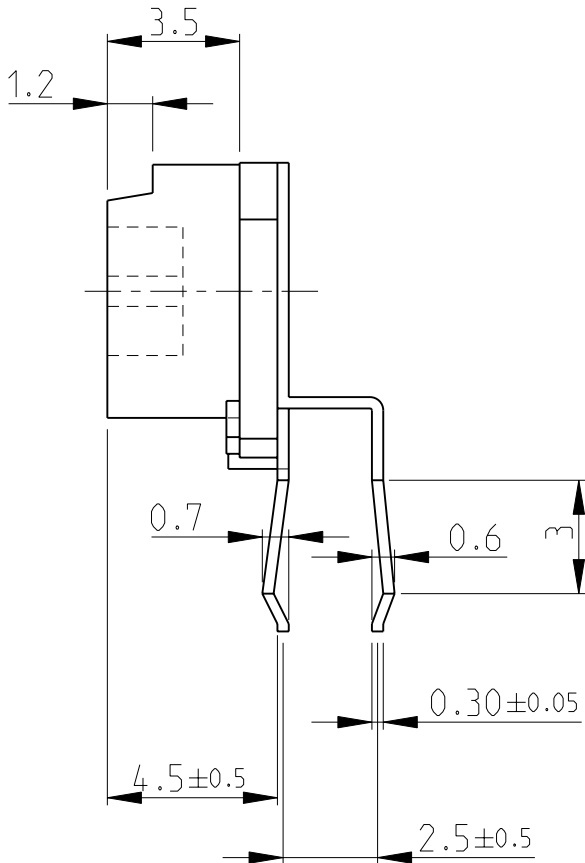
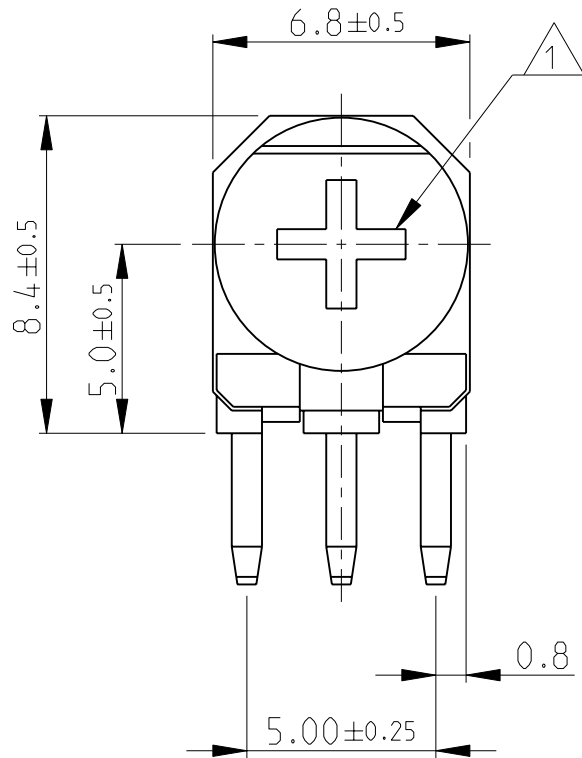
4

3

2

1

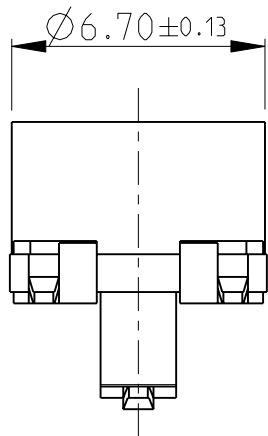
LOC	DIST	REVISIONS					
		P	LTR	DESCRIPTION	DATE	DWN	APVD
E	B		BA	NEW RELEASE	27-NOV-08	SM	St.P



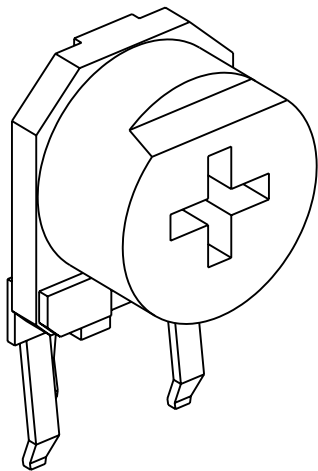
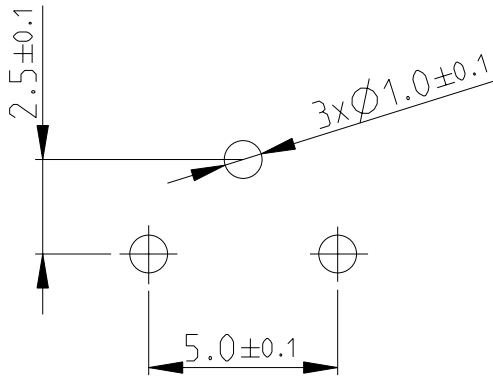
1 ADJUSTMENT HEAD: CROSS SLOT- 0.8x3.4, Depth-2


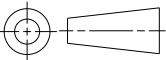
2 FOR FURTHER INFORMATION SEE DATA SHEET FOR 416 SERIES-ECONOMY TRIMMERS

RoHS Compliant



PCB LAYOUT PLAN



THIS DRAWING IS A CONTROLLED DOCUMENT FOR TYCO ELECTRONICS CORPORATION IT IS SUBJECT TO CHANGE AND THE CONTROLLING ENGINEERING ORGANIZATION SHOULD BE CONTACTED FOR THE LATEST REVISION.		DWN SUBHASH.M 27-NOV-08		 Tyco Electronics Corporation Dorcan, Swindon, SN3 5HH	
		CHK PRAKASH.S 27-NOV-08			
DIMENSIONS: mm		TOLERANCES UNLESS OTHERWISE SPECIFIED:		NAME ECONOMY TRIMMERS SERIES 416X	
		0 PLC ±0.2 1 PLC ±0.1 2 PLC ±- 3 PLC ±- 4 PLC ±- ANGLES ±5°			
		PRODUCT SPEC -		SIZE A 3 CAGE CODE 00779 DRAWING NO C-1623895 RESTRICTED TO -	
		APPLICATION SPEC -			
MATERIAL -		FINISH -		WEIGHT -	
CUSTOMER DRAWING				SCALE 5:1	SHEET 1 OF 1
				REV BA	

Mouser Electronics

Authorized Distributor

Click to View Pricing, Inventory, Delivery & Lifecycle Information:

[TE Connectivity:](#)

[1-1623895-3](#)