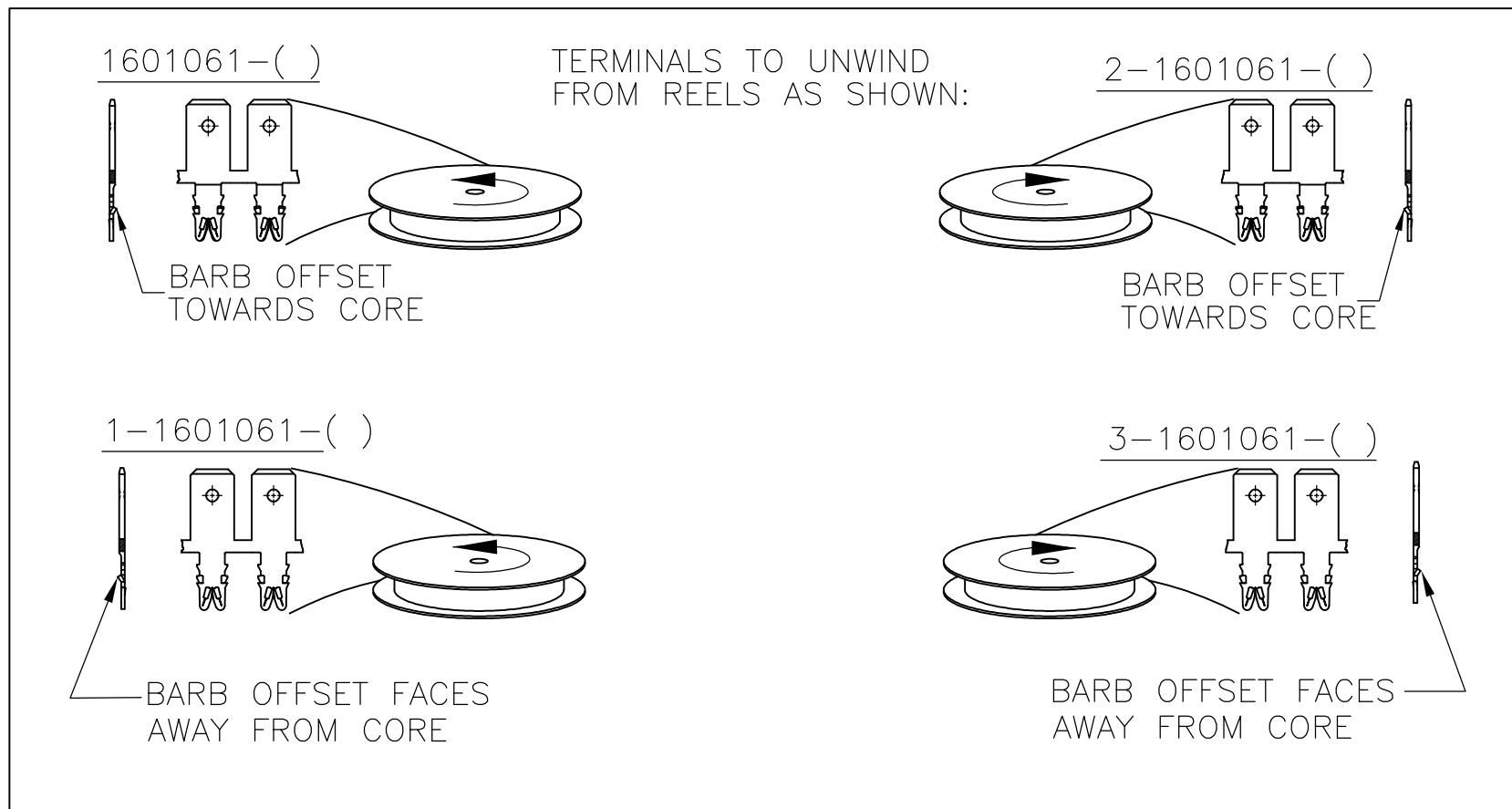
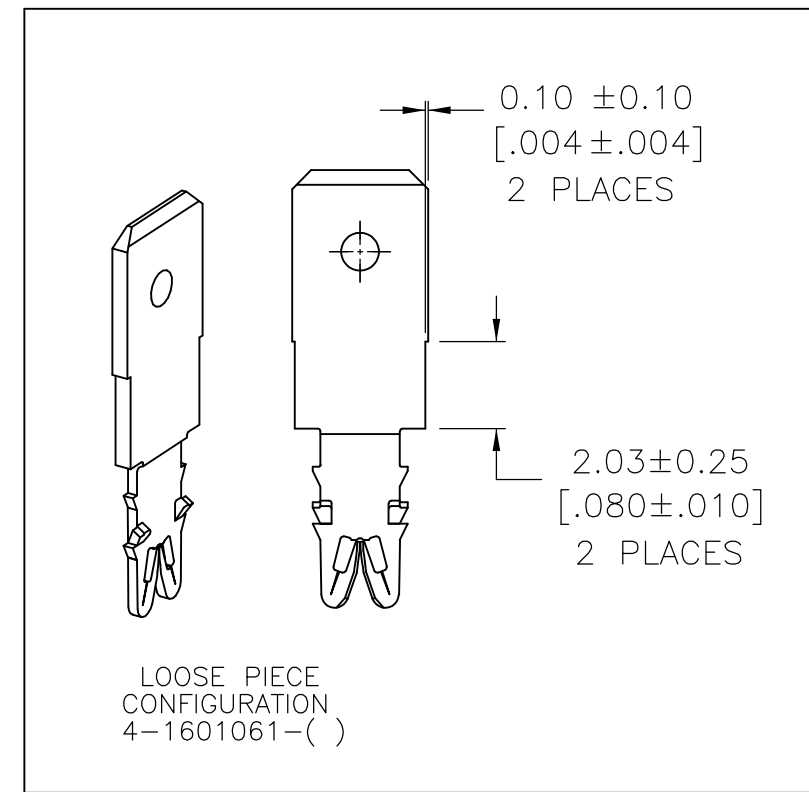
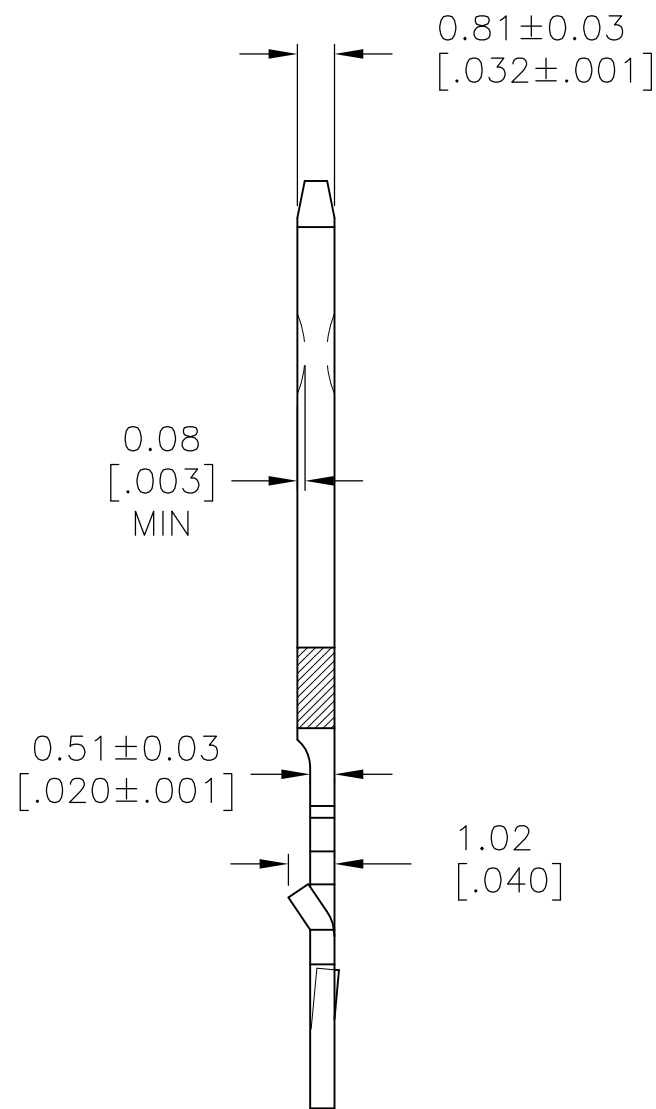
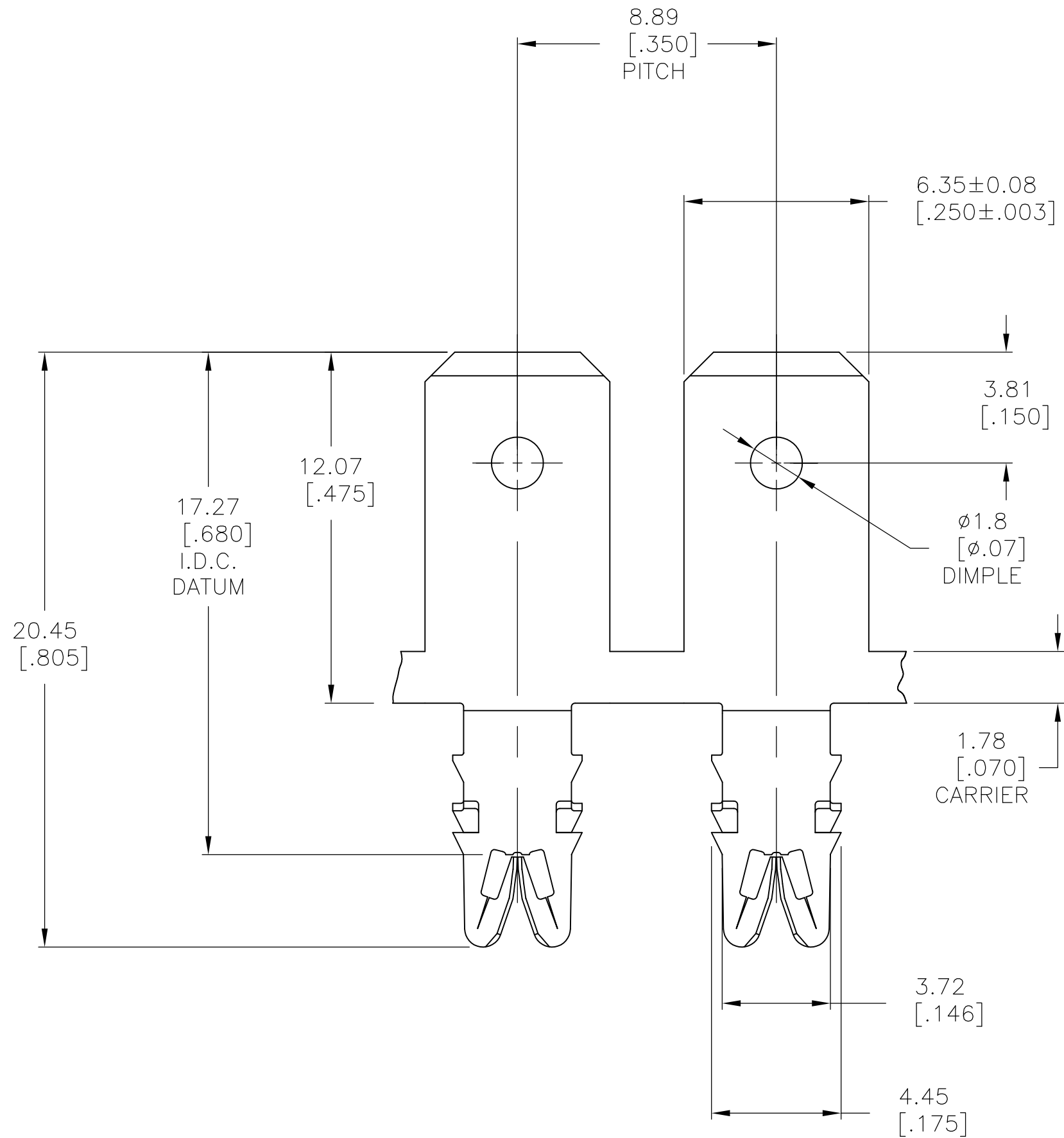


LOC	DIST	REVISIONS					
		P	LTR	DESCRIPTION	DATE	DWN	APVD
AF	50		D5	REVISED PER ECR-14-017225	18NOV2014	GRZ	JL

- 1 SPECIFICATIONS:
MAGNET WIRE #18 - #34 AWG COPPER 1.02mm [.040"]
- 0.16mm[.006"] DIA. OTHER SIZES MAY BE ACCOMODATED,
CONSULT TYCO ELECTRONICS FOR APPROVAL.
- 2 POCKET RECOMMENDATION: 1601425
- 3 TERMINAL APPLICATION TO COMPLY WITH TYCO ELECTRONICS
SPECIFICATION 114-13166 FIGURE 6
- 4 TWO (2) TERMINALS SHOWN FOR ILLUSTRATION PURPOSES ONLY.



	-	-	-
	PRE TIN PLATE	--	3-1601061-2
	PRE TIN PLATE	131-128-002	2-1601061-2
OBSOLETE	UNPLATED	131-128-000	2-1601061-1
	PRE TIN PLATE	--	1-1601061-2
	PRE TIN PLATE	131-127-002	1601061-2
	FINISH	REFERENCE PART NUMBER	PART NUMBER

THIS DRAWING IS A CONTROLLED DOCUMENT.		DWN J.WELLER 11JAN2002	TE Connectivity	
DIMENSIONS: mm [INCHES]		CHK M.FEHER 11JAN2002		
TOLERANCES UNLESS OTHERWISE SPECIFIED:		APVD K.RANDOLPH 11JAN2002	NAME	
0 PLC ± -		PRODUCT SPEC	STD. RANGE WIRE TO .250 X .032 MULTI-BARB TAB SIAMEZE TERMINAL	
1 PLC ± 0.25 [.01]		APPLICATION SPEC	SIZE CAGE CODE DRAWING NO	
2 PLC ± 0.13 [.005]		3	A2 00779 C=1601061	
3 PLC ± -			RESTRICTED TO	
4 PLC ± -			SCALE 6:1 SHEET 1 OF 1 REV D5	
ANGLES ± -				
FINISH				
MATERIAL BRASS, 1/2 HARD		SEE TABLE		
		CUSTOMER DRAWING		

Mouser Electronics

Authorized Distributor

Click to View Pricing, Inventory, Delivery & Lifecycle Information:

[TE Connectivity:](#)

[3-1601061-2](#)