

4
DRAWING MADE IN THIRD ANGLE PROJECTION

3

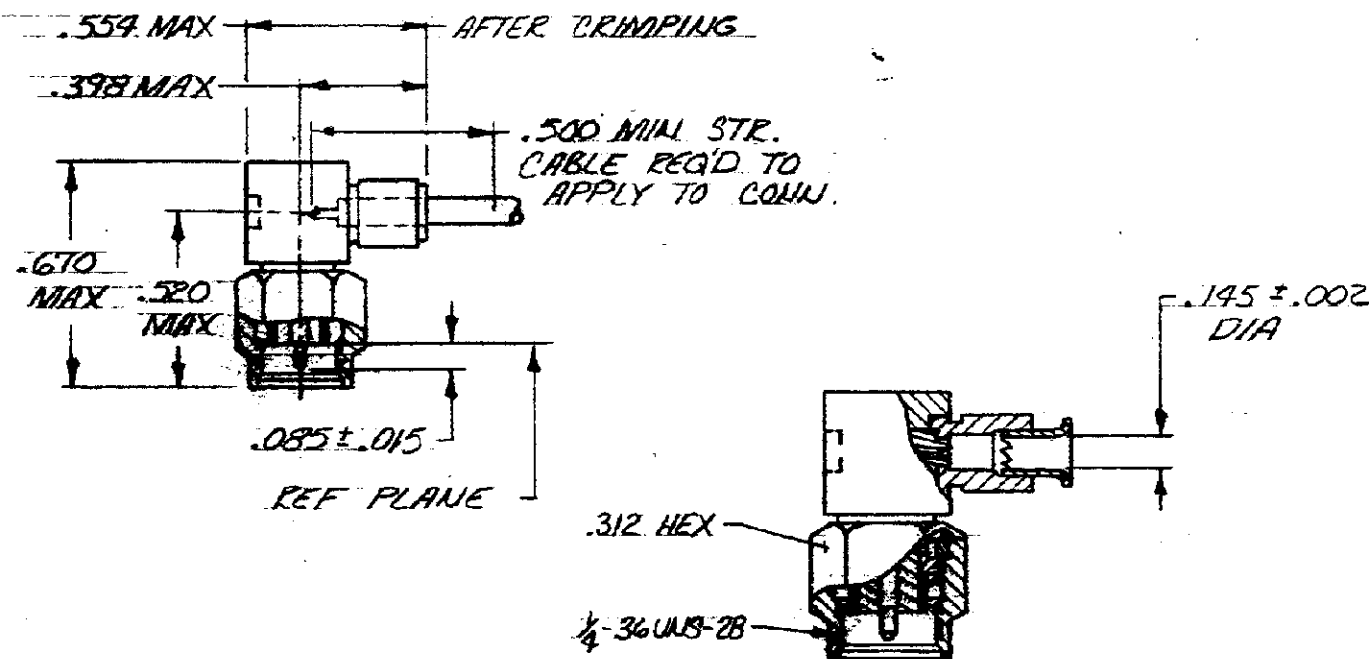
2

1

LOC *AJ* DIST *16*

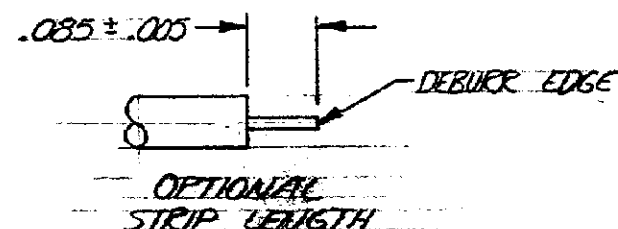
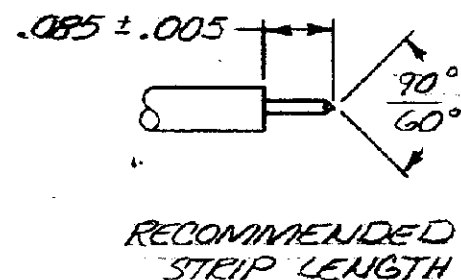
THIS DRAWING IS UNPUBLISHED. RELEASED FOR PUBLICATION, 19
© COPYRIGHT 19 BY AMP INCORPORATED, HARRISBURG, PA. ALL INTERNATIONAL RIGHTS
RESERVED. AMP PRODUCTS MAY BE COVERED BY U.S. AND FOREIGN PATENTS AND/OR PATENTS PENDING.

REVISIONS						DATE	APPROVED
P	F	ZONE	LTR	DESCRIPTION			
✓	✓		8	REV & REDWN C83-735			TS/LH
✓	✓		C	REV PER AJ-2419		1-15-87	BAM/SH



1. FOR USE WITH : .141 SEMI RIGID CABLE.
2. SILICONE RUBBER PER ZZ-R-765.
3. STAINLESS STEEL PER QQ-S-764.
4. BRASS PER QQ-B-613.
5. TEFLON PER LP-403.
6. NICKEL PL PER QQ-N-290.
7. GOLD PL PER MIL-G-95204.
8. BERYLLIUM COPPER PER QQ-C-530.
9. PASSIVATED BODY.

10. MILITARY P/N : 00779 M39012/80-3308



UNLESS OTHERWISE SPECIFIED DIMENSIONS ARE IN INCHES. TOLERANCES ON: DECIMALS ± ANGLES ±		CONTRACT NO. DR. <i>T. Smith</i> 7/18/83 CHK. <i>D. S. Heide</i> 7/22/83 APPRO. <i>E. W. Jones</i> 7/22/83 APPRO. <i>T. Smith</i> 7/23/83 DESIGN APPRO. OTHER APPRO.		AMP INCORPORATED Harrisburg, Pa.	
MATERIAL 2 3 4 5 8		NAME CONNECTOR, COAXIAL, R.F. PLUG, RIGHT ANGLE MIL-F, SERIES SMA		PART NO.	
FINISH 6 7 9		SIZE B		FSCM NO. 00779	
		DRAWING NO. 228626-1		SHEET	

Mouser Electronics

Authorized Distributor

Click to View Pricing, Inventory, Delivery & Lifecycle Information:

[TE Connectivity:](#)

[228626-1](#)