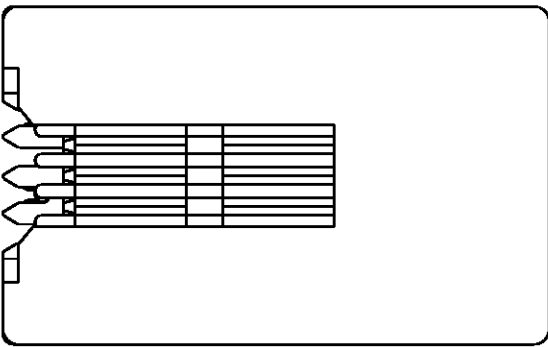
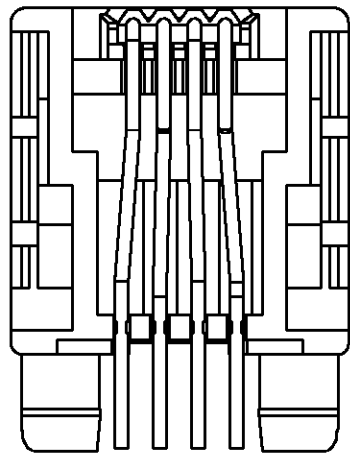


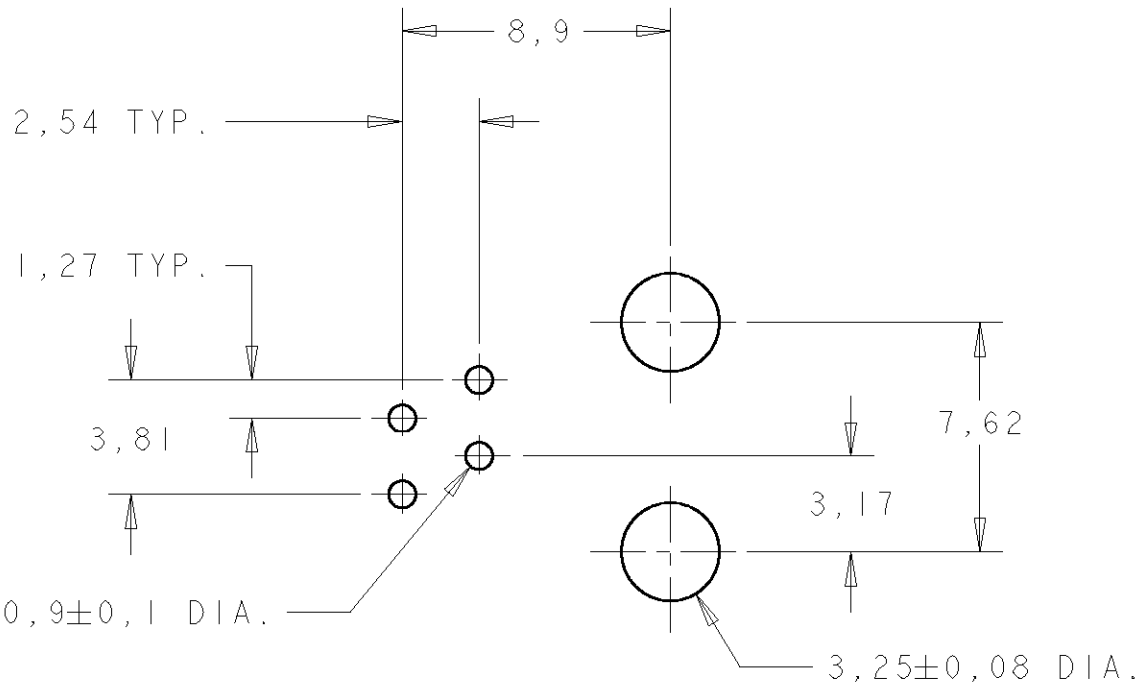
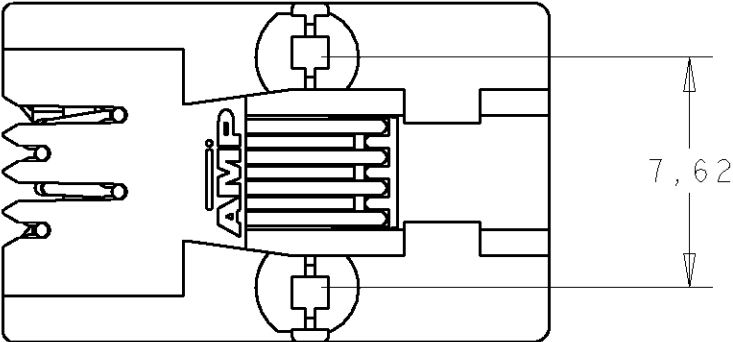
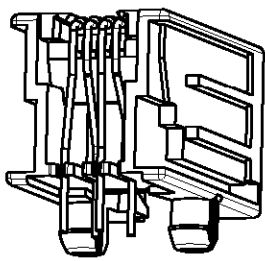

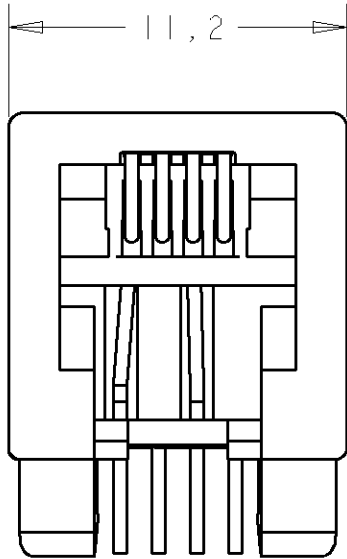
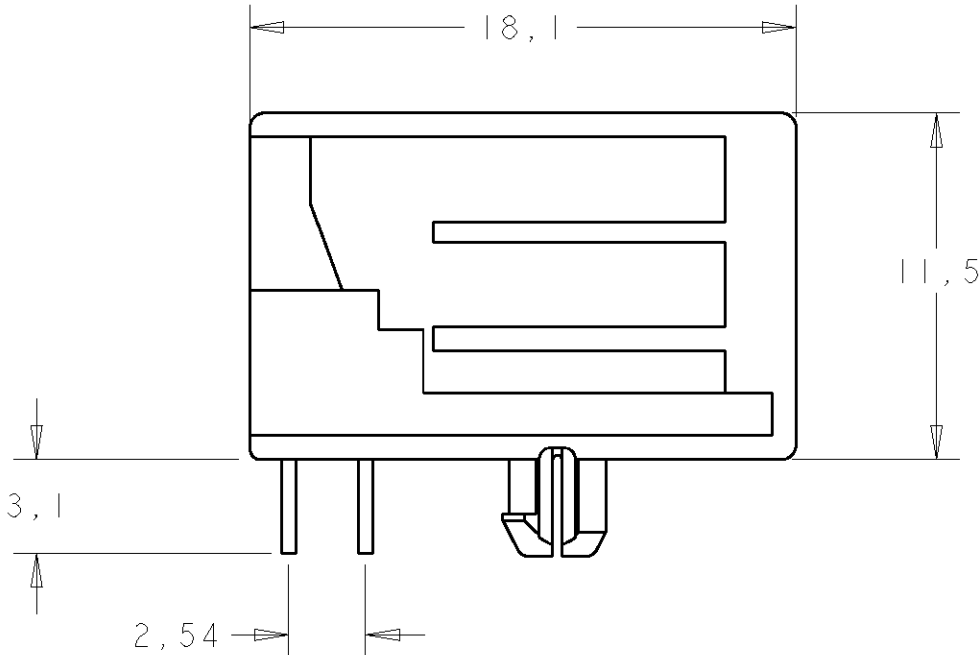
LOC	DIST	REVISIONS			
		LTR	DESCRIPTION	DATE	APVD
H	-	A	EH10-0183-05	10 FEB 05	JvdH
		-	-	-	-
		-	-	-	-



NOTE:  
1 TOLERANCE UNLESS OTHERWISE SPECIFIED:  $\pm 0,15\text{mm}$ .



1,27 TYP.  
3,81



PRINTED CIRCUIT BOARD LAYOUT

(VIEW SHOWN IS CIRCUIT (NONCOMPONENT) SIDE OF BOARD.)  
PRINTED CIRCUIT BOARD THICKNESS: 1,6 mm NOMINAL.  
TOLERANCE UNLESS OTHERWISE SPECIFIED:  $\pm 0,05$ .

IN CONTACT AREA: 0,15µm SEL. GOLDFLASH. OVER 1,2µm MIN. NICKEL. CONTACT INSERT: SOLDER TINES: 2,5µm MIN. TIN OVER 1,2µm MIN. NICKEL.	HOUSING, COLOR BLACK: PBT 20% GF, UL 94V-0 CONTACT INSERT: PBT, UL 94V-0 CONTACTS: PH, BRONZE	290 PCS IN A TRAY	1-1705949-1
		TAPE MOUNTED 1000pcs./reel	1705949-1
FINISH	MATERIAL	PACKAGING	PARTNUMBER

THIS DRAWING IS A CONTROLLED DOCUMENT FOR Tyco Electronics Nederland B.V. IT IS SUBJECT TO CHANGE AND THE CONTROLLING ENGINEERING ORGANIZATION SHOULD BE CONTACTED FOR THE LATEST REVISION.		DWN J.V.D.HEIJDEN.
DIMENSIONS: mm		CHK P.WILLEMS.
TOLERANCES UNLESS OTHERWISE SPECIFIED:		APVD J.BROEKSTEEG.
	0 PLC	± -
	1 PLC	± -
	2 PLC	± -
	3 PLC	± -
MATERIAL	4 PLC	± -
	ANGLES	± 0,2°
FINISH		WEIGHT
		-

<b>AMP</b> Tyco Electronics Nederland B.V. Hertogenbosch, The Netherlands		
NAME MODULAR JACK SIDE ENTRY 4/4 FOR PRINTED CIRCUIT BOARD.		
SIZE A2	CAGE CODE 00779	DRAWING NO. 1705949
SCALE 4:1 SHEET 1 OF 1 REV A		

# Mouser Electronics

Authorized Distributor

Click to View Pricing, Inventory, Delivery & Lifecycle Information:

[TE Connectivity:](#)

[1-1705949-1](#)