



# SBP

## Self Laminating Wire and Cable Markers

### Technical Datasheet

TTDS-211 Revision 14 - July 2020

**SBP is a clear vinyl film with a white thermal transfer printable area. On application, the clear film over-laminates and protects the printed area.**

SBP is supplied with a permanent acrylic based adhesive and on a white liner with reference holes for printer sensor detection. The “self laminating” feature protects the printed area from exposure to fluids, moisture and mechanical abrasion.

SBP is UL recognised to PGIS2 for indoor and outdoor use as wrap or flag (tag) in accordance with ANSI/UL 817, Cord Sets and Power-Supply Cords and UL 2238 Certification Requirement Decision (CRD) of the “Standard for Cable Assemblies and Fitting for Industrial Control and Distribution”. For conditions of use see UL file MH61871.

The SBP label solution comprises of a complete identification system with printers, software, ribbons and wide range of standard sizes. The label can be used in “WRAP self-laminating” mode and “FLAG self-laminating” mode down to a diameter of 2.0mm (0.08 inch).

SBP print performance and durability can only be guaranteed when:

- Printed using TE Connectivity printers and ribbons as defined in TE document 411-121005
- Applied on wire & cable using repeatable self-laminated labelling guide 411-121050

## Features

- Thermal Transfer Printable
- Over lamination protects the printed area and enables a higher level of print durability
- Range of sizes and colors available (see page 4)
- Variety of label layouts and roll core diameters,
- Useable down to 2.0mm diameter, even on Fluoropolymer wire jackets.

## Temperature Rating

- Operating Temperature Range  
-40 to 110°C (-40°F to 230°F)
- Minimum Application Temperature 10°C (50°F)

## Specifications / Approvals

### Industry

UL recognized PGIS2 - file MH61871 - "SBP"

## Applications

- Ideal for wire and cable identification in general.
- Excellent conformability to round, irregular or flexible surfaces including flat ribbon cables.
- Small diameter cables and wire (2.0mm / 0.08 inch or greater) in wrap mode or flag mode.
- Industrial, Automotive, Rail, Aerospace and Defense, Electrical

## Design for Environment

- Does not contain any declarable or prohibited substances from the UNIFE Railway Industry Substances List
- Further information and a downloadable declaration covering RoHS and REACH compliance can be found at the TE Product Compliance Support Centre:

<http://www.te.com/usa-en/utilities/product-compliance.html>

## Shelf Life

2 years when following good commercial storage practice detailed below.

## Storage

Product should be stored in the original packaging, with any plastic covers which were included during shipping. Store out of direct sunlight in a clean, dry, dust free, environment.

Product should be stored at approximately 22°C and 50% relative humidity.



### Typical Label Thickness

- Label (including adhesive): 0.0105 mm / 0.0041 inch
- Liner: 0.080 mm / 0.0031 inch

### Technical Performance

Requirement		Results	
Print Permanence			
Marking of Electrical Insulating Materials, SAE AS 5942	Legible after 50 rubs 1kg weight with an eraser	Pass	
Resistance to Solvents, MIL STD 202 Method 215	Legible after 30 wipes	Pass	
Fluid Exposure		Adhesive	Printed legend
• Isopropyl alcohol	Labels to remain on wire and legible / SAE AS 5942 (TE doc 109-121012)	Pass*	Pass
• IRM 902		Pass	Pass
• MIL PRF 23699		Pass	Pass
• MIL-H-83282	Wrap and flagged installed samples, 24 hours immersion 23°C followed by 20 rubs	Pass	Pass
• Diesel Fuel		Pass	Pass
• Kilfrost DF plus		Pass	Pass
• Tap water		Pass	Pass
• 5% Salt solution		Pass	Pass
• Detergent (1% solution)		Pass	Pass
• Brake fluid		Pass	Pass
• Jet A fuel		Pass	Pass
*Some loosening of flag possible			
Adhesion to FTM1 (180°)		Typical Peel force (N/25mm (oz/in.))	
Test surface:	FTM1 (180°)	20min Dwell	72hr Dwell
• Stainless steel		20 (73)	22 (82)
• Glass		17 (62)	21 (75)
• Aluminium		9 (32)	18 (64)
• Polypropylene		9 (32)	9 (32)
• Tufnol		15 (53)	20 (73)
• To SBP Label Surface (wrap)		17 (64)	23 (83)
• Adhesive to Adhesive (flag)		20 (73)	20 (73)
Flammability			
Average burn time, ASTM D1000	Burn time less than 10 seconds.	Pass, typical burn time 7second	
Burn rate FMVSS 302	Maximum burn rate 102mm/min.	Pass, typical burn rate 35mm/min	
Weatherability			
Artificial weathering to ASTM G154	Labels to remain on wire and legible after 3000hr, UV-A and UV-B	Pass, samples remain legible and do not unwrap or unravel*	
		* Note orange and red may fade under UV, print remains legible.	
Thermal performance			
Heat Aging	Labels to remain on wire and legible after 168hr at 90±2°C	Pass, samples remain legible and do not unwrap or unravel	
Thermal Cycling	Labels to remain in on wire and legible after 10 cycles of 1hr @ -50°C then 1hr @ 90°C	Pass, samples remain legible and do not unwrap or unravel	

Where possible, TE have tested product as a finished item, including the print. Operational tests are followed by an assessment of mark adherence to validate fit form and function.

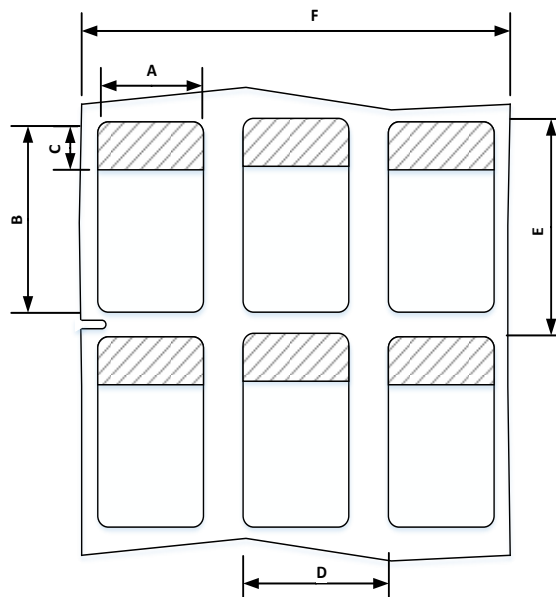
PAGE 3

## Ordering Information

### Part Description



### Standard Layout with left edge sensor slot



Supplied on 76mm diameter core.

### Standard Color Code options for all formats

BE	Blue	RD	Red
GN	Green	WE	White
OE	Orange	YW	Yellow

### Available Standard Descriptions

Product Description	Pack Qty	Label across	Cable O.D. (wrapped) <sup>1</sup>				(A) Label Width		(B) Label Height		(C) Printable Height		(D) Horizontal Repeat		(E) Vertical Repeat		(F) Web Width	
			Min.	Max.	Min.	Max.	mm	inch	mm	inch	mm	inch	mm	inch	mm	inch	mm	inch
SBP050100WE10	10,000	5	2.7	0.105	5.4	0.213	12.7	0.500	25.4	1.00	8.5	0.330	16.8	0.662	31.0	1.222	86.0	3.384
SBP050143WE10	10,000	5	4.0	0.159	7.6	0.298	12.7	0.500	36.5	1.437	12.7	0.500	16.8	0.662	42.2	1.661	86.0	3.384
SBP075094WE10	10,000	4	3.0	0.119	4.6	0.180	19.1	0.750	23.9	0.940	9.5	0.375	20.3	0.800	28.6	1.125	85.1	3.350
SBP080150WE10	10,000	4	4.0	0.159	8.1	0.318	20.3	0.800	38.1	1.500	12.7	0.500	22.9	0.900	44.5	1.750	94.9	3.736
SBP100075WE5	5,000	2	2.0	0.080	4.1	0.159	25.4	1.000	19.1	0.750	6.4	0.250	27.9	1.100	25.4	1.000	59.3	2.336
SBP100143WE5	5,000	3	4.0	0.159	7.6	0.298	25.4	1.000	36.5	1.437	12.7	0.500	27.9	1.100	42.2	1.661	87.3	3.436
SBP100225WE5	5,000	3	6.1	0.239	12.1	0.477	25.4	1.000	57.2	2.250	19.1	0.750	27.9	1.100	66.7	2.625	87.3	3.436
SBP100375WE2.5	2,500	3	8.1	0.318	22.2	0.875	25.4	1.000	95.3	3.750	25.4	1.000	27.9	1.100	101.6	4.000	87.3	3.436
SBP100594WE1	1,000	3	12.1	0.477	35.9	1.413	25.4	1.000	150.9	5.940	38.1	1.500	27.9	1.100	158.8	6.250	87.3	3.436
SBP100743WE1	1,000	3	12.1	0.477	48.0	1.890	25.4	1.000	188.9	7.437	38.1	1.500	27.9	1.100	195.3	7.688	87.3	3.436
SBP190319WE2.5	2,500	2	6.1	0.239	19.7	0.777	48.3	1.900	81.0	3.190	19.1	0.750	50.8	2.000	88.9	3.500	105.1	4.138
SBP190594WE1	1,000	2	12.1	0.477	35.9	1.413	48.3	1.900	151.0	5.940	38.1	1.500	50.8	2.000	158.8	6.250	105.1	4.138
SBP200143WE2.5	2,500	2	4.0	0.159	7.6	0.298	50.8	2.000	36.5	1.437	12.7	0.500	50.8	2.000	42.2	1.661	107.6	4.236
SBP200225WE2.5	2,500	2	6.1	0.239	12.1	0.477	50.8	2.000	57.2	2.250	19.1	0.750	50.8	2.000	66.7	2.625	107.6	4.236
SBP200375WE2.5	2,500	2	8.1	0.318	22.2	0.875	50.8	2.000	95.3	3.750	25.4	1.000	53.3	2.100	101.6	4.000	110.1	4.336
SBP200400WE2.5	2,500	2	8.1	0.318	24.3	0.955	50.8	2.000	101.6	4.000	25.4	1.000	53.3	2.100	108.0	4.250	110.1	4.336
SBP200743WE1	1,000	2	12.1	0.477	48.0	1.890	50.8	2.000	188.9	7.437	38.1	1.500	53.3	2.100	195.3	7.688	110.1	4.336

<sup>1</sup>see document 411-121050 for recommended wire diameter for flag self lamination application.

Other sizes, colors and pack quantities available, contact TE for more details.



## Ordering Information

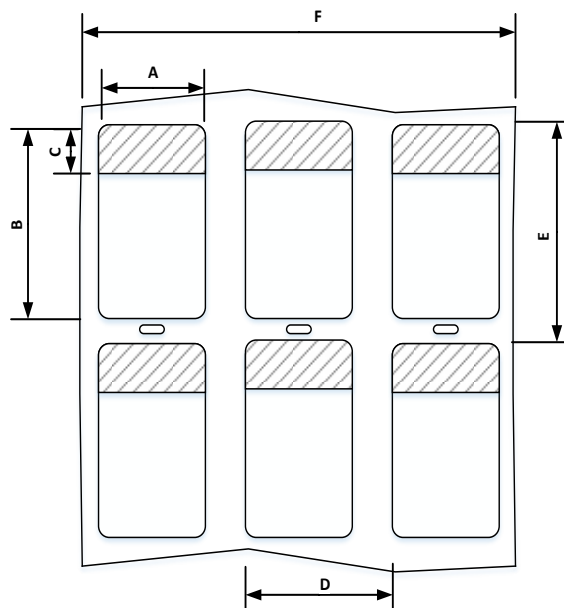
### Part Description

SBP	100	225	WE	5	-T200
					Pack Size in 1000's
					Label Color
					Label Length
					Label Width
					Product Family

### Standard Color Code options for all formats

BE	Blue	RD	Red
GN	Green	WE	White
OE	Orange	YW	Yellow

## T200 Layout with center sensor slot



Supplied on 25.4mm diameter core.

## Available T200 Descriptions

Product Description	Pack Qty	Label across	Cable O.D. (wrapped) <sup>1</sup>				(A) Label Width		(B) Label Height		(C) Printable Height		(D) Horizontal Repeat		(E) Vertical Repeat		(F) Web Width	
			Min.	Max.	Min.	Max.	mm	inch	mm	inch	mm	inch	mm	inch	mm	inch	mm	inch
SBP050100WE5-T200	5,000	5	2.7	0.105	5.4	0.213	12.7	0.500	25.4	1.00	8.5	0.330	16.8	0.662	31.0	1.222	86.0	3.384
SBP050143WE5-T200	5,000	5	4.0	0.159	7.6	0.298	12.7	0.500	36.5	1.437	12.7	0.500	16.8	0.662	42.2	1.661	86.0	3.384
SBP080150WE5-T200	5,000	4	4.0	0.159	8.1	0.318	20.3	0.800	38.1	1.500	12.7	0.500	22.9	0.900	44.5	1.750	94.9	3.736
SBP100143WE2.5-T200	2,500	3	4.0	0.159	7.6	0.298	25.4	1.000	36.5	1.437	12.7	0.500	27.9	1.100	42.2	1.661	87.3	3.436
SBP100225WE2.5-T200	2,500	3	6.1	0.239	12.1	0.477	25.4	1.000	57.2	2.250	19.1	0.750	27.9	1.100	66.7	2.625	87.3	3.436
SBP100375WE1-T200	1,000	3	8.1	0.318	22.2	0.875	25.4	1.000	95.3	3.750	25.4	1.000	27.9	1.100	101.6	4.000	87.3	3.436
SBP100594WE0.5-T200	500	3	12.1	0.477	35.9	1.413	25.4	1.000	150.9	5.940	38.1	1.500	27.9	1.100	158.8	6.250	87.3	3.436
SBP200143WE1-T200	1,000	2	4.0	0.159	7.6	0.298	50.8	2.000	36.5	1.437	12.7	0.500	50.8	2.000	42.2	1.661	107.6	4.236
SBP200225WE1-T200	1,000	2	6.1	0.239	12.1	0.477	50.8	2.000	57.2	2.250	19.1	0.750	50.8	2.000	66.7	2.625	107.6	4.236
SBP200375WE1-T200	1,000	2	8.1	0.318	22.2	0.875	50.8	2.000	95.3	3.750	25.4	1.000	53.3	2.100	101.6	4.000	110.1	4.336
SBP200743WE0.5-T200	500	2	12.1	0.477	48.0	1.890	50.8	2.000	188.9	7.437	38.1	1.500	53.3	2.100	195.3	7.688	110.1	4.336

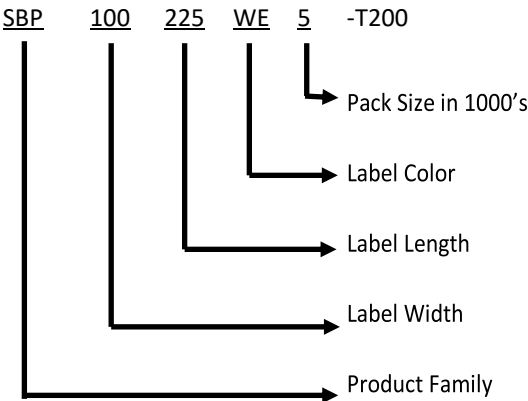
<sup>1</sup>see document 411-121050 for recommended wire diameter for flag self lamination application.

Other sizes, colors and pack quantities available, contact TE for more details.

PAGE 5

Ordering Information

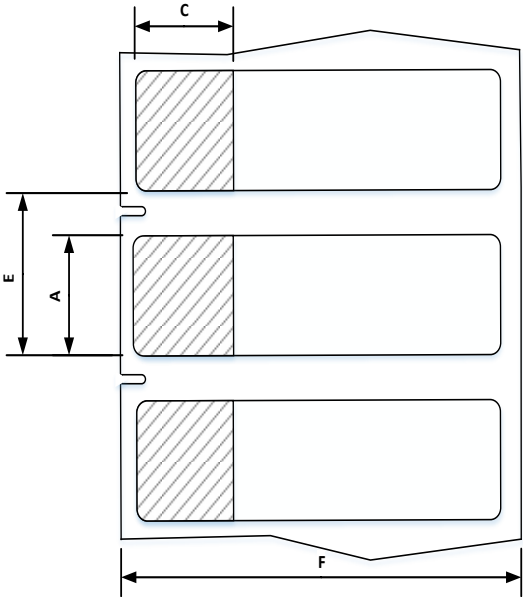
Part Description



Standard Color Code options for all formats

BE	Blue	RD	Red
GN	Green	WE	White
OE	Orange	YW	Yellow

Horizontal Layout



Supplied on 25.4 and 76mm diameter core.  
Also available as -T200 with center sensor holes.


Available Horizontal Descriptions

Product Description	Pack Qty	Label across	Cable O.D. (wrapped) <sup>1</sup>				(A) Label Width		(B) Label Height		(C) Printable Height		(D) Horizontal Repeat		(E) Vertical Repeat		(F) Web Width	
			Min.		Max.													
	Pieces	Nb	mm	inch	mm	inch	mm	inch	mm	inch	mm	inch	mm	inch	mm	inch	mm	Inch
SBPH100375WE5-2.5	2,500	1	8.1	0.318	22.2	0.875	25.4	1.000	95.3	3.750	25.4	1.000	N/A	N/A	28.6	1.250	100.3	3.950
SBPH100375WE1-T200	1,000	1	8.1	0.318	22.2	0.875	25.4	1.000	95.3	3.750	25.4	1.000	N/A	N/A	28.6	1.250	100.3	3.950


<sup>1</sup>see document 411-121050 for recommended wire diameter for flag self lamination application.

Self-laminating in WRAP & FLAG modes      For full details see Installation Instruction 411-121050

WRAP self lamination mode



FLAG self lamination mode



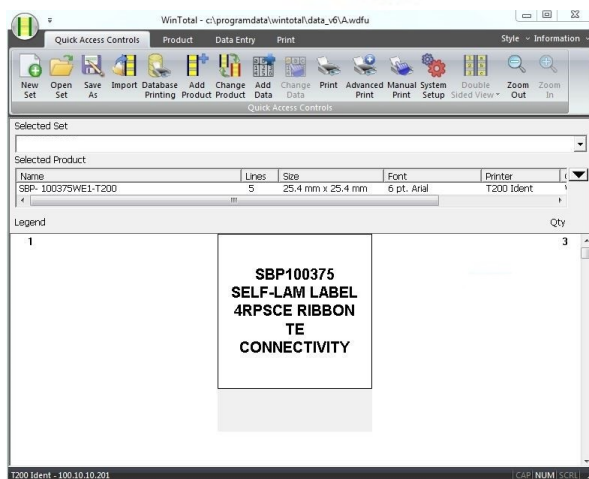


## Printer Information

Print quality and print performance can only be guaranteed when specific TE printer and ribbons are used.

The current list of printers and ribbons can be found in TE document 411-121005 'Identification Printer Product Ribbon Matrix'. This document can be found in 'Access Our Tools':

<http://www.te.com/usa-en/utilities/access-product-tools->



## Software

WINTOTAL software, available to download for a 14 day evaluation period from the Identification Printer Software page:

<http://www.te.com/usa-en/products/identification-labeling/printers-software/printing-software.html?tab=pgp-story>

Print Easy software also available

Contact a TE representative for further information



## [www.te.com/rail](http://www.te.com/rail)

TE Connectivity, TE Connectivity (logo) and Every Connection Counts are trademarks. All other logos, products and/or company names referred to herein might be trademarks of their respective owners.

The information given herein, including drawings, illustrations and schematics which are intended for illustration purposes only, is believed to be reliable. However, TE Connectivity makes no warranties as to its accuracy or completeness and disclaims any liability in connection with its use. TE Connectivity's obligations shall only be as set forth in TE Connectivity's Standard Terms and Conditions of Sale for this product and in no case will TE Connectivity be liable for any incidental, indirect or consequential damages arising out of the sale, resale, use or misuse of the product. Users of TE Connectivity products should make their own evaluation to determine the suitability of each such product for the specific application.

© 2018 TE Connectivity Ltd. family of companies All Rights Reserved.

# Mouser Electronics

Authorized Distributor

Click to View Pricing, Inventory, Delivery & Lifecycle Information:

## TE Connectivity:

[SBP100143WE5](#) [SBP100375WE2.5](#) [SBP100594WE1](#) [SBP190319WE2.5](#) [SBP190594WE1](#) [SBP050143WE10](#)  
[SBP200225WE2.5](#) [SBP080150WE10](#) [SBP075094WE10](#) [SBP100143WE1.5-1AC-T200](#) [SBP200743WE1](#)  
[SBP100743WE1](#) [SBP200375WE2.5](#)