



TPT300V

IR Pyrometer

Key Features

- **Contactless Temperature Measurement**
- **High Accuracy**
- **Wide Temperature Range**
- **Digital and Analogue Interface**
- **Industrial Usage (IP65)**

TPT300V is a contactless temperature measuring system - called pyrometer - based on the detection of infrared radiation. TPT300V is equipped with a lens and an infrared sensor (Thermopile) in front. It has to be pointed at the target object.

The basic working principle is:

- Detection of infrared radiation with a Thermopile sensor
- Further analogue signal processing
- Calculation of the objects temperature using a microcontroller
- Providing the objects temperature at digital or analogue output

The main fields of applications are temperature measuring in industrial applications i.e. at moving or inaccessible parts

FEATURES

- 0°C – 300°C Measurement Range
- 9V – 24V Supply Voltage Range
- RS232 Interface & Analogue Voltage Output
- IP65 protected

APPLICATIONS

- Contactless Temperature Measurement
- Industrial Process Control

ABSOLUTE MAXIMUM RATINGS

- Absolute maximum ratings are limiting values of permitted operation and should never be exceeded under the worst possible conditions either initially or consequently. If exceeded by even the smallest amount, instantaneous catastrophic failure can occur. And even if the device continues to operate satisfactorily, its life may be considerably shortened.

Parameter	Symbol	Conditions	Min	Typ	Max	Unit
Supply Voltage	Vcc	Measured versus GND	-1		28	V
Storage Temperature	Tstor		-20		85	°C

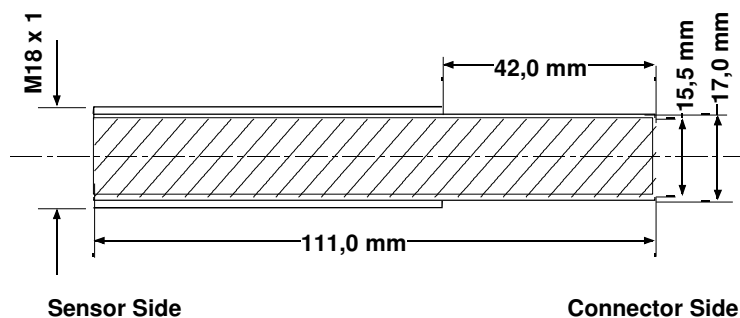
OPERATING CONDITIONS

Parameter	Symbol	Conditions	Min	Typ	Max	Unit
Supply Voltage	Vcc	Measured versus GND	9		24	V
Supply Current	I	Full ambient temp. range, no output load		22		mA
Thermal Emission Coefficient of Object	ϵ	Adjustable via RS232	10		100	%
Field of View	FOV			± 5		°
Digital Output Rate		Adjustable	0.1		10	Hz
Digital Output Settings			9600 Baud, 8 Bit, No Parity, 1 Stop Bit			

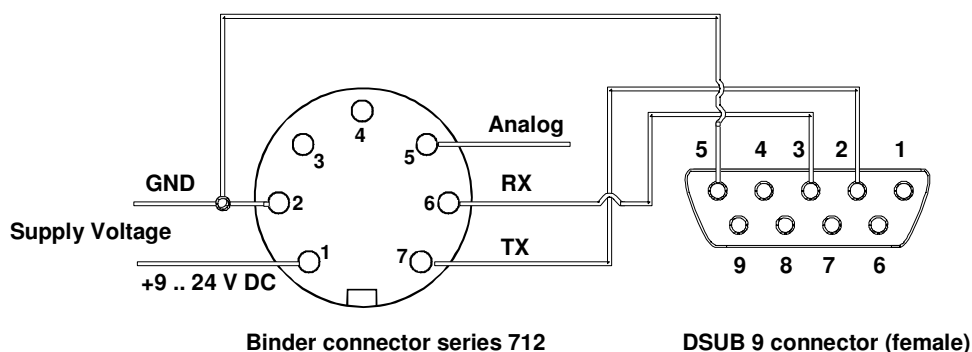
OPERATING CHARACTERISTICS

Parameter	Symbol	Conditions	Min	Typ	Max	Unit
Object Temperature Range	Tobj	Digital output Analog output	0 12		300 288	°C
Ambient Temperature Range	Tamb		0		85	°C
Spectral Sensitivity	S		8		14	μm
Accuracy of Target Temp. Measuring	Acc ₁	Tambient = 25°C	± 1% of Full Scale Range resp. ± 3°C			°C
Accuracy of Target Temp. Measuring	Acc ₂	Full ambient temp. range	± 1.5% of Full Scale Range resp. ± 4.5°C			°C
Resolution Digital	Res		0.3			°C
Analog Output Characteristics			T[°C] x 5V/300°C			V
Analog Output Range			0.2 – 4.8			V
Resolution Analog			0.3			°C
Analog Output Source Resistance			40			Ω
Housing			Stainless steel			
Protection class			IP 65			

MECHANICAL DIMENSIONS



TERMINALS



**Please take care: pin numbers are marked
on the Binder and on most DSUB connectors!**

Pin	Symbol	Description	Typ
1	+VS	Supply Voltage	Supply
2	GND	Ground potential	Supply
3	NC		
4	NC		
5	AN	Analog Output (Voltage)	Analog Output
6	RX	Receive Data (RS232)	Digital Input/Output
7	TX	Transmit Data (RS232)	Digital Input/Output

FUNCTION

RS232 PROTOCOL

Fixed RS232 settings: 9600 Baud, 8 Bit, No Parity, 1 Stop Bit

TPT MODES

There are two modes implemented in TPT sensors: the Free Running mode and the On Request mode.

In the Free Running mode the sensor cyclically sends measuring results via RS232. In this mode no further communication (for instance changing sensor parameters) is possible. The only telegram which is accepted in this mode is the "Set On Request Mode" telegram, which stops sensor output.

In On Request mode the sensor only sends data via RS232 after user has sent any request telegram. Only in this mode the changing of sensor parameters is possible.

NOTE: Updating the analog output is directly correlated with updating the RS232 output. Only if output data are sent via RS232 the analog output is updated. Two cases are possible: the "Request Result Data" telegram causes updating serial and analog output and - on the other hand - the cyclically sending data in Free Running Mode.

FACTORY SETTINGS

After delivery following parameters are set:

Parameter	Default Setting
Output Mode	Free Running
Output Format	Object and Ambient Temperature
Output Rate	100ms
Emissivity	98%

COMMANDS

command	to the sensor	sensor response	explanation
Request Software Version and Serial Number	„V“	“HL-Planartechnik “ “TPT V2.2 yywwnnn-2” <CR> <LF>	Manufacturer company, software version, serial number with yy =Year, ww = weak of year, nnn = consecutive number, -2 = product code for TPT300V
Set Output Mode “Free Running”	“F”	“F”	“Free Running” mode is active
Set Output Mode “On Request”	“f”	“f”	“On Request” mode is active
Set Output Format “Object and Ambient Temperature”	“I”	“I”	Format “Object and Ambient Temperature” is active
Set Output Format “Object Temperature”	“i”	“i”	Format “Object Temperature” is active
Set Emissivity Factor	“e” <Emissivity>	“e” <Emissivity>	Emissivity in percentage (10..100), 1 Byte Binary-Format,
Read Emissivity Factor	“E”	“99”	Answer Emissivity in percentage (10..100); ASCII-Format
Request Result Data (While Output Format “Object and Ambient Temperature”)	“R”	“+255:+784” <CR> <LF>	With +255 = sensor temperature in tenth of degree C (1-3 digit with sign) +784 = object temperature in tenth of degree C (1-4 digit with sign);
Request Result Data (While Output Format “Object Temperature”)	“R”	“+784” <CR> <LF>	With +784 = object temperature in tenth of degree C (1-4 digit with sign)
Software Reset	“q”	-	No Echo. It takes about 1 second until software reset is done and sensor acts normal (as after power-up)
Set Output Data Rate for Output Mode “Free Running”	“O” “(Data Rate Code)”	“O” “(Data Rate Code)”	(Note 1), ASCII-Format

“” = ASCII-Format, <> = Binary-Format, <CR>= Carriage Return, <LF> = Line Feed

No reset is necessary to activate the new settings.

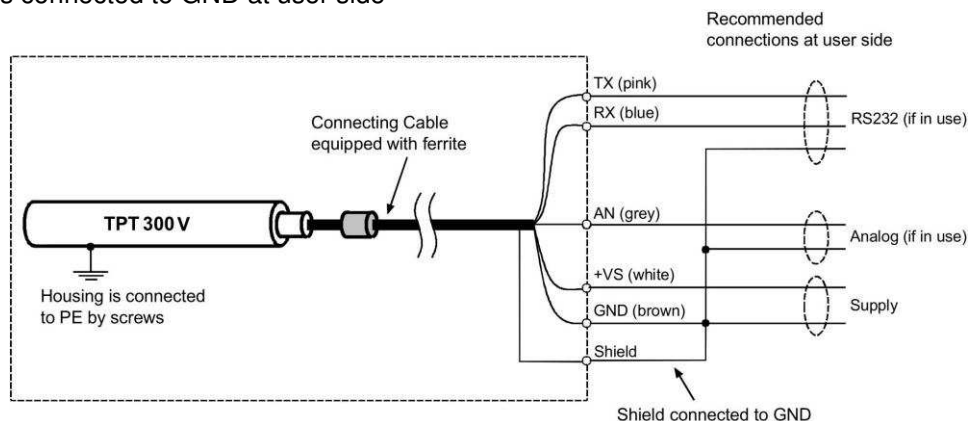
Note 1:

Data Rate Code	Output Data Rate
“0”	100 ms
“1”	500 ms
“2”	1000 ms
“3”	5000 ms
“4”	10000 ms

CE CONFORMITY

The sensor meets the normative requirements for use in industrial environment. The complete compliance with the norm is given under following conditions:

- Housing is connected to PE by screws
- Meas connecting cable is used
- Shield is connected to GND at user side



If the user intends to employ his own connecting cable, it is recommended to equip this cable with a ferrite near the sensor. A suitable type is Würth #74271112.

TECHNICAL CONTACT INFORMATION

ORDERING INFORMATION

Part No.	Part Description
G-TPSY-002	TPT300V

Convenient cable on request

NORTH AMERICA

Measurement Specialties, Inc.,
a TE Connectivity Company
910 Turnpike Road
Shrewsbury, MA 01545
Tel: 1-508-842-0516
Fax: 1-508-842-0342
Sales email:
temperature.sales.amer@meas-spec.com

EUROPE

Measurement Specialties (Europe), Ltd.,
a TE Connectivity Company
Deutschland GmbH
Hauert 13
44277 Dortmund
Tel: +49 (0) 231/9740-0
Fax: +49 (0) 231/9740-20
Sales email:
info.de@meas-spec.com

ASIA

Measurement Specialties (China), Ltd.,
a TE Connectivity Company
No. 26 Langshan Road
Shenzhen High-Tech Park (North)
Nanshan District, Shenzhen 518057
China
Tel: +86 755 3330 5088
Fax: +86 755 3330 5099
Sales: temperature.sales.asia@meas-spec.com

TE.com/sensorsolutions

Measurement Specialties, Inc., a TE Connectivity company.

Measurement Specialties, TE Connectivity, TE Connectivity (logo) and EVERY CONNECTION COUNTS are trademarks. All other logos, products and/or company names referred to herein might be trademarks of their respective owners.

The information given herein, including drawings, illustrations and schematics which are intended for illustration purposes only, is believed to be reliable. However, TE Connectivity makes no warranties as to its accuracy or completeness and disclaims any liability in connection with its use. TE Connectivity's obligations shall only be as set forth in TE Connectivity's Standard Terms and Conditions of Sale for this product and in no case will TE Connectivity be liable for any incidental, indirect or consequential damages arising out of the sale, resale, use or misuse of the product. Users of TE Connectivity products should make their own evaluation to determine the suitability of each such product for the specific application.

Mouser Electronics

Authorized Distributor

Click to View Pricing, Inventory, Delivery & Lifecycle Information:

[TE Connectivity:](#)

[G-TPSY-002](#)