


**Relay Package RT**

- Relay package consisting of RT relay, DIN-rail socket, plastic retaining clip, module and marking tag
- 1 CO with 12 A or 2 CO with 8 A rated load
- Sensitive DC- or AC coil
- Reinforced insulation (protection class II / VDE 0700), safe separation to VDE 0160
- Jumper bars for interconnection
- Further accessories see Accessories RT



F0287-C

**Approvals**

Relay: VDE Cert. No. 40007571, cULus E214025

Socket: VDE Cert. No. 4007571, cULus E135149

Technical data of approved types on request



Contact data	1-pole	2-pole
Contact configuration	1 CO	2 CO
Contact set	single contact	
Type of interruption	micro disconnection	
Rated voltage/max. switching voltage AC	240/400VAC	
Rated current	16 A*)	8 A
Limiting continuous current	16 A*)	8 A, UL: 10 A
Maximum breaking capacity AC	4000 VA	2000 VA
Limiting making capacity, max. 4 s, df 10%	30 A	15 A
Contact material	AgNi90/10, AgNi90/10 gold plated	
Rated frequency of operation with/without load	6 / 1200 min <sup>-1</sup>	

\*) for full load current (16 A) the relay terminals 11-21, 12-22 and 14-24 have to be bridged.

**Contact ratings**

For contact ratings see datasheet Interface Power Relay RT

**Coil data**

Rated coil voltage range	
DC coil	24 VDC
AC coil	24, 115, 230 VAC
Operative range to IEC 61810	2

**Coil versions, DC coil**

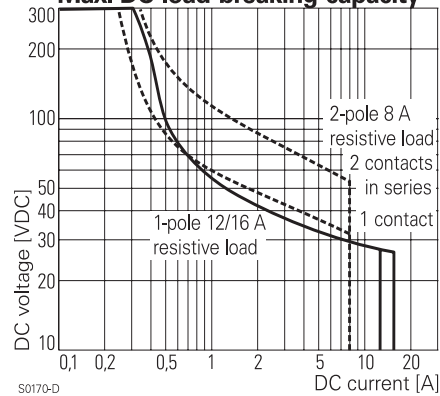
Coil code	Rated voltage VDC	Operate voltage VDC	Release voltage VDC	Coil resistance Ω±10%	Rated coil power mW
LC4	24	16.8	2.4	1440	400

**Coil versions, AC coil 50 Hz**

Coil code	Rated voltage VAC	Operate voltage 50 Hz VAC	Release voltage 50 Hz VAC	Coil resistance Ω	Rated coil power 50 Hz VA
R24	24	18.0	3.6	350±10%	0.76
S15	115	86.3	17.3	8100±15%	0.76
T30	230	172.5	34.5	32500±15%	0.74

All figures are given for coil without preenergization, at ambient temperature +23°C. Other coil voltages on request.

**Max. DC load breaking capacity**

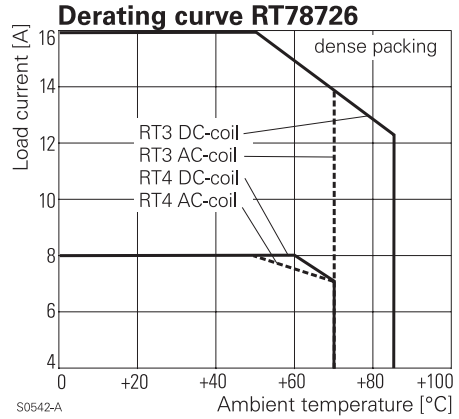


S0170-D

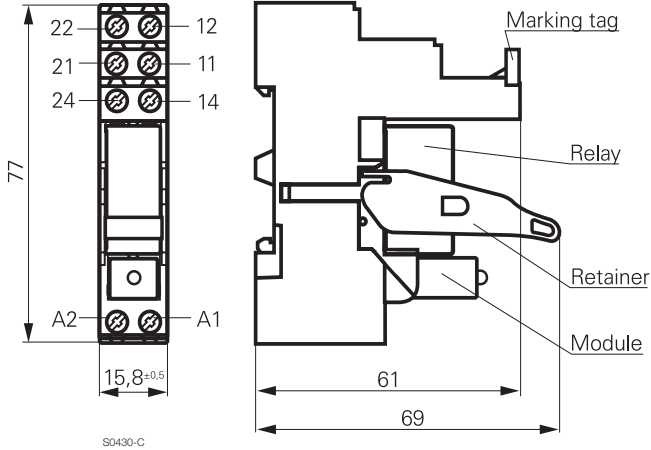
Insulation	1-pole	2-pole
<b>Dielectric strength</b>		
coil-contact circuit		5000 V <sub>rms</sub>
open contact circuit		1000 V <sub>rms</sub>
adjacent contact circuits		2500 V <sub>rms</sub>
<b>Clearance / creepage</b>		
coil-contact circuit		≥ 10/10 mm
<b>Material group of insulation parts</b>		IIIa
<b>Tracking index of relay base</b>		PTI 250 V
<b>Insulation to IEC 60664-1</b>		
Type of insulation		reinforced
coil-contact circuit		micro disconnection
open contact circuit		functional
adjacent cont. circuits		250 V
<b>Rated insulation voltage</b>		
Pollution degree	3	2
<b>Rated voltage system</b>	240 V	230/240 V
<b>Overvoltage category</b>		III

**Relay Package RT (Continued)**

Other data	1-pole	2-pole
Mechanical endurance		
DC coil	> 30 x 10 <sup>6</sup>	> 30 x 10 <sup>6</sup>
AC coil	> 10 x 10 <sup>6</sup>	> 5 x 10 <sup>6</sup>
Material compliance: EU RoHS/ELV, China RoHS, REACH, Halogen content refer to the Product Compliance Support Center at <a href="http://www.te.com/customer-support/rohssupportcenter">www.te.com/customer-support/rohssupportcenter</a>		
Ambient temperature range		
DC coil	-20...+85°C	
AC coil	-20...+70°C	
Processing		
Terminals	screw	
Terminal screw torque acc. IEC 61984 max.	0.5 Nm	
	0.7 Nm	
Wire cross section		
single wire	2 x 2.5 mm <sup>2</sup>	
fine wire	2 x 2.5 mm <sup>2</sup>	
with bootlace crimp (DIN 46228/1)	2 x 1.5 mm <sup>2</sup>	
Insertion cycles	A (10)	
Max. Insertion Force total	100 N	
Mounting distance	≥ 0, dense packing of sockets	
Weight	54 g	
Packaging unit	10 pcs	



**Dimensions**



**Relay Package RT** (Continued)

<b>Product code structure</b>		Typical product code	<b>RT</b>	<b>4S</b>	<b>4</b>	<b>T30</b>
<b>Type</b>		RT Relay Package RT				
<b>Version</b>		<b>3S</b> Relay set: RT 1-pole CO contacts (1 form C), 16 A, red LED <b>4S</b> Relay set: RT 2-pole CO contacts (2 form C), 8 A, red LED				
<b>Contact material</b>		<b>4</b> AgNi 90/10, CO contact <b>5</b> AgNi 90/10 gold plated, CO contact				
<b>Coil</b>		<b>LC4</b> 24 VDC <b>R24</b> 24 VAC <b>S15</b> 115 VAC <b>T30</b> 230 VAC				

Other types on request

Product code	Socket	Retainer	Marking tag	Module	Relay	Coil	Part Number
RT3S4LC4	RT78726	RT17017	RT17040	PTML0024	RT314024	24 VDC	4-1415073-1
RT3S4R24				PTML0524	RT314524	24 VAC	5-1415073-1
RT3S4S15				PTML0730	RT314615	115 VAC	5-1415528-1
RT3S4T30				PTML0730	RT314730	230 VAC	6-1415073-1
RT3S5LC4				PTML0024	RT315024	24 VDC	7-1415073-1
RT3S5R24				PTML0524	RT315524	24 VAC	8-1415073-1
RT3S5T30				PTML0730	RT315730	230 VAC	9-1415073-1
RT4S4LC4				PTML0024	RT424024	24 VDC	1-1415073-1
RT4S4R24				PTML0524	RT424524	24 VAC	2-1415073-1
RT4S4S15				PTML0730	RT424615	115 VAC	8-1415532-1
RT4S4T30				PTML0730	RT424730	230 VAC	3-1415073-1
RT4S5LC4				PTML0024	RT425024	24 VDC	1415074-1
RT4S5R24				PTML0524	RT425524	24 VAC	1-1415074-1
RT4S5T30				PTML0730	RT425730	230 VAC	2-1415074-1

# Mouser Electronics

Authorized Distributor

Click to View Pricing, Inventory, Delivery & Lifecycle Information:

[TE Connectivity:](#)

[RT4S4T30](#)