

Power PCB Relay RPII/1

- 1 pole 8/12/16A, 1 form C (CO) or 1 form A (NO) contact
- 4kV/8mm coil-contact
- Pinning 3.5 or 5mm (8/12A) and 5mm (16A)
- RoHS compliant (Directive 2011/65/EC)

Typical applications

Power supplies, domestic appliances, heating control, installation



F0146-B

Approvals

VDE Cert. No. 40025448

UL E214025 (only for AgNi versions)

Technical data of approved types on request

Contact Data	8A	12A	16A
Contact arrangement	1 form C (CO) or 1 form A (NO)		
Rated voltage	250VAC		
Max. switching voltage	400VAC		
Rated current	8A	12A	16A
Limiting making current, max. 4s, df 10%	16A	20A	25A
Breaking capacity max.	2000VA	3000VA	4000VA
Contact material	AgNi0.15	AgNi 90/10	AgNi 90/10 AgSnO ₂
Frequency of operation, with/without load	600/36000h ⁻¹		
Operate/release time typ.	8/2ms		
Bounce time typ., form A/form B	2/4ms		

Contact ratings

Type	Contact	Load	Cycles
IEC61810			
RP314/RP714	A (NO)	16A, 250 VAC, resistive, 35°C	100x10 ³
RP314 DC-coil	A (NO)	6A, 250 VAC, cosφ = 0,4, 35°C	250x10 ³
RP31L DC-coil	C (CO)	16A, 250 VAC, resistive, 35°C	10x10 ³
RP414 DC-coil	A (NO)	12A, 250 VAC, resistive, 70°C	100x10 ³
RP414 REM	A (NO)	12A, 250 VAC, resistive, 35°C	100x10 ³
RP41N/RP814	C (CO)	12A, 250 VAC, resistive, 35°C	10x10 ³
RP411/RP412	A (NO)	8A, 250 VAC, resistive, 35°C	100x10 ³
RP411/RP412	C (CO)	8A, 250 VAC, resistive, 35°C	10x10 ³
UL508			
RP411/RP412	C(CO)	8A, 250VAC, general purpose, 40°C	6x10 ³
RP314/RP714	C(CO)	16A, 250VAC, general purpose, 40°C	6x10 ³
RP314/RP714	C(CO)	250VAC, 1.5HP, 40°C	6x10 ³
RP*14/RP*1N	C(CO)	12A, 250VAC, general purpose, 70°C	6x10 ³
RP**4/RP**N	A(NO)	10A, 250VAC, resistive, 70°C	100x10 ³

Mechanical endurance

DC-coil version:	>20x10 ⁶ operations
REM/bistable version:	>1x10 ⁶ operations

Coil Data

Coil voltage range	5 to 110VDC
Operative range, IEC 61810	2

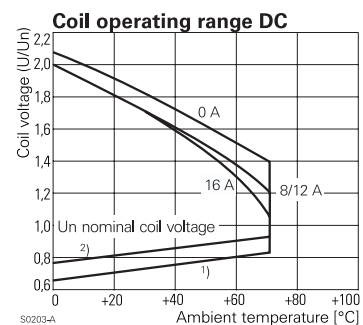
Coil versions, DC coil

Coil code	Rated voltage VDC	Operate voltage VDC	Release voltage VDC	Coil resistance Ω±10%	Rated coil power mW
005	5	3.5	0.5	54	500
006	6	4.2	0.6	68	500
012	12	8.4	1.2	270	500
024	24	16.8	2.4	1100 ¹⁾	500
048	48	33.6	4.8	4400 ¹⁾	500
060	60	42.0	6.0	6540 ¹⁾	500
110	110	77.0	11.0	23100 ¹⁾	500

1) Coil resistance ±15%.

All figures are given for coil without pre-energization, at ambient temperature +20°C.

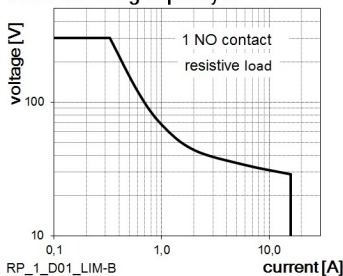
Other coil voltages on request.



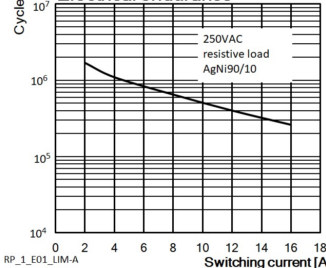
Coil versions, REM I (1 coil bistable/remanence)

Coil code	Rated voltage VDC	Resistance Ω±15%	Magnetisation range MIN./ Vdc MAX./Vdc	Demagnetisation range MIN./ Vdc MAX./Vdc
A12	12	115	9 18	3 4.8
A24	24	460	18 36	6 9.6
A48	48	1748	36 72	12 19.2

Max. breaking capacity RPII/1



Electrical endurance



Power PCB Relay RPII/1 (Continued)

Coil versions, REM II (2 coil bistable/remanence)

Coil code	Rated voltage VDC	Resistance $\Omega \pm 15\%$	Magnetisation range MIN./Vdc	MAX./Vdc	Demagnetisation range MIN./Vdc	MAX./Vdc
F05	5	20	3.7	7.5	3.7	6
F12	12	105	9	18	9	14.4
F24	24	460	18	36	18	28.8

All figures are given for coil without pre-energization, at ambient temperature +20°C. Other coil voltages on request.

Insulation Data

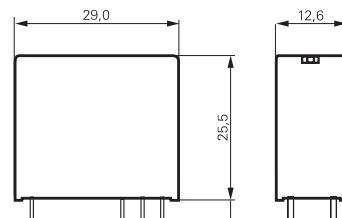
Initial dielectric strength	
between open contacts	1000V _{rms}
between contact and coil	4000V _{rms}
Clearance/creepage	
between contact and coil	$\geq 8/8$ mm
Material group of insulation parts	IIIa

Other Data

Material compliance: EU RoHS/ELV, China RoHS, REACH, Halogen content refer to the Product Compliance Support Center at www.te.com/customer-support/rohssupportcenter

Dimensions

Dimensions in mm



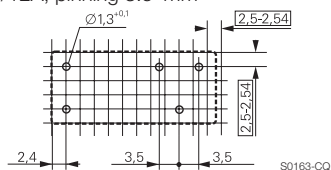
S0273-AA

Monostable and REM I (REM II version has 3 coil terminals)

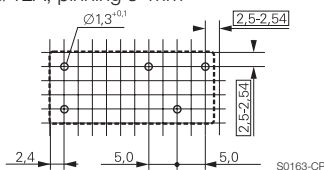
PCB layout / terminal assignment

Bottom view on solder pins
Dimensions in mm

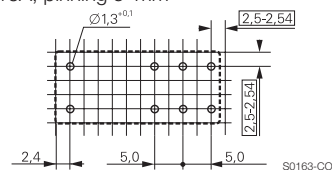
8/12A, pinning 3.5 mm



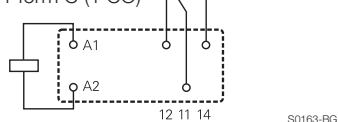
8/12A, pinning 5 mm



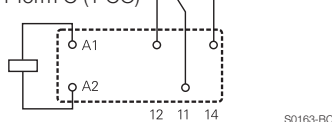
16A, pinning 5 mm



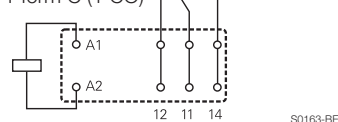
1 form C (1 CO)



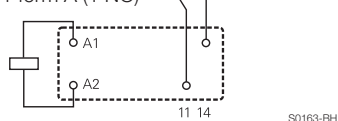
1 form C (1 CO)



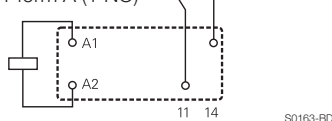
1 form C (1 CO)



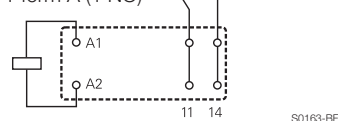
1 form A (1 NO)



1 form A (1 NO)



1 form A (1 NO)



Product code structure

Typical product code **RP 3 1 4 024**

Type

RP Power PCB Relay RPII/1

Version

3 16A, flux proof

4 8/12A, flux proof

7 16A, wash tight

8 8/12A, wash tight

Contact arrangement

1 1 form C contact (1 CO)

3 1 form A contact (1 NO)

5 1 form B contact (1 NC)

Contact material and pinning

1 AgNi0.15, 8A, pinning 5mm

2 AgNi0.15, 8A, pinning 3.5mm

L AgSnO₂, pinning 5mm

0 Discontinued: AgCdO, pinning 5mm²⁾

8 Discontinued: AgCdO, 8/12A, pinning 3.5mm²⁾

4 AgNi 90/10, pinning 5mm

N AgNi 90/10, 12A, pinning 3,5mm

Coil

Coil code: please refer to coil versions table

2) AgCdO contacts are discontinued and replaced with AgNi contacts (see PCN E-18-003947)

Power PCB Relay RPII/1 (Continued)

Product Code	Version	Contacts	Cont. Material	Pinning	Coil Version	Coil	Part Number
RP314005	16A, flux proof	1 form C (CO) contact	AgNi 90/10	5 mm	monostable	5VDC	8-1415546-4
RP314006						6VDC	8-1415546-5
RP314010						10VDC	8-1415546-6
RP314012						12VDC	8-1415546-7
RP314024						24VDC	8-1415546-8
RP314048						48VDC	8-1415546-9
RP314110						110VDC	9-1415546-0
RP314F12					REM II	12VDC	8-1415546-1
RP314F24						24VDC	8-1415546-2
RP31L012			AgSnO ₂		monostable	12VDC	7-1415071-1
RP31L024						24VDC	8-1415071-1
RP31L048						48VDC	2-1415044-1
RP334012		1 form A (NO) contact	AgNi 90/10			12VDC	9-1415546-1
RP334024						24VDC	9-1415546-2
RP334048						48VDC	9-1415546-4
RP354012		1 form B (NC) contact				12VDC	9-1415546-5
RP411012	8A, flux proof	1 form C (CO) contact	AgNi0.15			12VDC	9-1393230-4
RP411024						24VDC	9-1393230-5
RP411048						48VDC	9-1393230-6
RP411060						60VDC	9-1393230-7
RP411110						110VDC	9-1393230-8
RP431012		1 form A (NO) contact				12VDC	4-1393231-5
RP412012		1 form C (CO) contact		3,5 mm		12VDC	1-1393231-1
RP412024						24VDC	1-1393231-2
RP412F12					REM II	24VDC	1393231-6
RP414012	12A, flux proof	1 form C (CO) contact	AgNi 90/10	5 mm	monostable	12VDC	1415547-4
RP414024						24VDC	1415547-5
RP414A24					REM I	24VDC	9-1415546-6
RP414F24					REM II	24VDC	9-1415546-7
RP41N024				3,5 mm	monostable	24VDC	1-1415547-7
RP434024		1 form A (NO) contact		5 mm		24VDC	9-1415546-3
RP43N024				3,5 mm		24VDC	7-1415547-0
RP45N024		1 form B (NC) contact				24VDC	7-1415547-1
RP714006	16A, wash tight	1 form C (CO) contact		5 mm		6VDC	9-1415546-8
RP714012						12VDC	9-1415546-9
RP714024						24VDC	1415547-1
RP714048						48VDC	1415547-2
RP734012		1 form A (NO) contact				12VDC	1415547-6
RP734020						20VDC	1415547-7
RP734024						24VDC	1415547-8
RP734036						36VDC	1415547-9
RP734A12					REM I	12VDC	1415547-3
RP814012	12A, wash tight	1 form C (CO) contact			monostable	12VDC	1-1415547-0
RP814024						24VDC	1-1415547-1
RP814048						48VDC	1-1415547-2

Note. This list represents the most common types and does not show all variants covered by this datasheet. Other types on request.

Mouser Electronics

Authorized Distributor

Click to View Pricing, Inventory, Delivery & Lifecycle Information:

[TE Connectivity:](#)

[RP41A024](#) [RP414012](#) [RP314048](#) [RP41N024](#) [RP334012](#)