

## Accessories Power Relay RM

### ■ For RM 2 and 3 pole with plain cover and 4,8 mm terminals




F0237-B

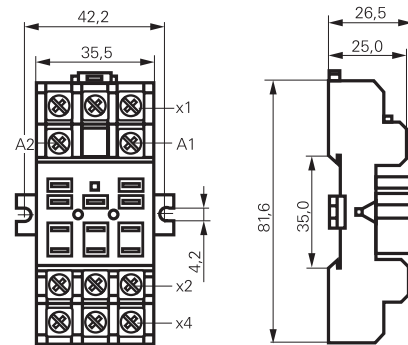
### RM Socket with screw-type terminals RM 78 705

#### Technical data

Rated voltage	250 VAC
Rated current	16 A
Dielectric strength	
coil-contact circuit	2500 V <sub>rms</sub>
open contact circuit	1500 V <sub>rms</sub>
adjacent contact circuits	2500 V <sub>rms</sub>
Clearance / creepage coil-contact circuit	≥ 4.0/14.9 mm
Material group of insulation parts	IIIa
Insulation to IEC 60664-1	
Type of insulation coil-contact circuit	basic
open contact circuit	functional
adjacent contact circuits	basic
Rated insulation voltage	250 V
Pollution degree	2
Rated voltage system	230/400 V
Overvoltage category	III
Material compliance: EU RoHS/ELV, China RoHS, REACH, Halogen content refer to the Product Compliance Support Center at <a href="http://www.te.com/customer-support/rohssupportcenter">www.te.com/customer-support/rohssupportcenter</a>	
Ambient temperature range	-40...+40°C
Terminals	screw
Terminal screw torque acc. IEC 61984	0.8 Nm
max.	1.2 Nm
Wire cross section	
single wire	2 x 2.5 mm <sup>2</sup>
fine wire	2 x 2.5 mm <sup>2</sup>
with bootlace crimp (DIN 46228/1)	2 x 1.5 mm <sup>2</sup>
Insertion cycles	A (10)
Max. Insertion Force total	100 N
Mounting distance	≥ 0 mm, dense packing
Weight	66 g
Packaging unit	100 pcs



F0114-B

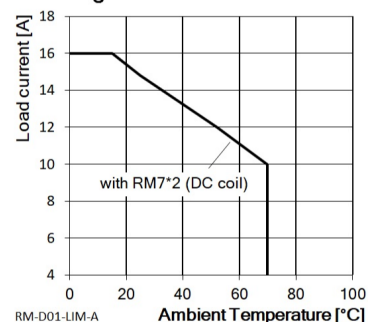


S0318-B

### Socket with screw-type terminals

Type	Part Number
<b>RM 78 705</b> Socket with screw-type terminals	2-1393844-5

### Derating curve RM78705



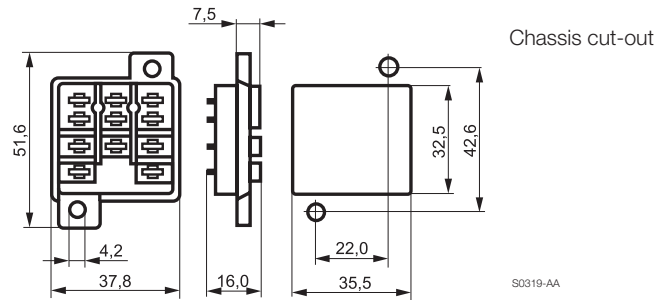
**Accessories Power Relay RM (Continued)**

**RM sockets for PCB and with solder terminals  
RM 78 700/701/702**

**RM 78 700**, socket with quick connect terminals



F0110-A

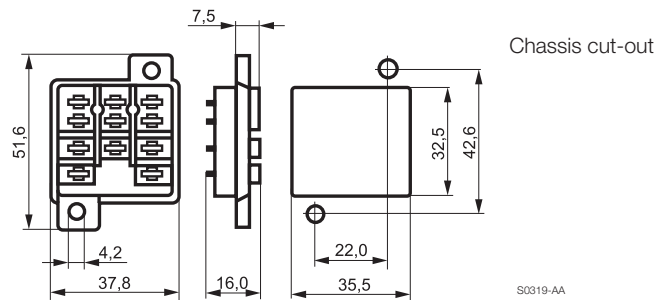


S0319-AA

**RM 78 701**, socket with solder terminals



F0112-A

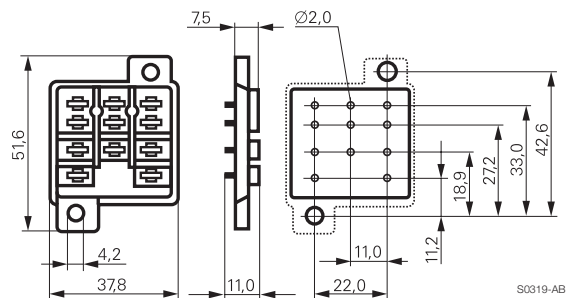


S0319-AA

**RM 78 702**, socket with PCB terminals



F0112-A



S0319-AB

**Approvals**

UL E135149, CSA 700955

**Technical data RM 78 700/701/702**

Rated voltage	240 VAC
Rated current	10 A
Dielectric strength	
coil-contact circuit	2500 V <sub>rms</sub>
open contact circuit	1500 V <sub>rms</sub>
adjacent contact circuits	2500 V <sub>rms</sub>
Clearance / creepage coil-contact circuit	≥ 4.0/6.3 mm
Material group of insulation parts	IIIa
Insulation to IEC 60664-1	
Type of insulation coil-contact circuit	basic
open contact circuit	functional
adjacent contact circuits	basic
Rated insulation voltage	250 V
Pollution degree	2
Rated voltage system	230/400 V
Overvoltage category	III

**Technical data (continued)**

**RM 78 700/701/702**

Material compliance: EU RoHS/ELV, China RoHS, REACH, Halogen content refer to the Product Compliance Support Center at [www.te.com/customer-support/rohssupportcenter](http://www.te.com/customer-support/rohssupportcenter)

Ambient temperature range	-40...+40°C
Terminals	pcb, solder terminals
Insertion cycles	A (10)
Max. Insertion Force total	100 N
Mounting distance	≥ 0 mm, dense packing
Resistance to soldering heat	270°C/10 s
Weight	9 g
Packaging unit	25 pcs

**Sockets**

Type	Part Number
<b>RM 78 700</b> Socket with quick connect terminals	1419118-6
<b>RM 78 701</b> Socket with solder terminals	4-1393149-9
<b>RM 78 702</b> Socket with PCB terminals	2-1393844-3

**Accessories for RM 78 700, RM 78 701, RM 78 702**

Type	Part Number
<b>RM 28 802</b> Metal retaining clip RM	1419118-5

# Mouser Electronics

Authorized Distributor

Click to View Pricing, Inventory, Delivery & Lifecycle Information:

[TE Connectivity:](#)

[1419118-5](#) [RM28802](#)