

MINIATURE PCB RELAY OJ/OJE

- 1 Pole, 1 Form A (NO) Contact
- 3-10A contact rating
- Small size with outline dimension of 18.2L*10.2W*14.7H(mm)
- 4000Vrms coil contact dielectric strength (OJ type)
- Sensitive coil optional (200mW type);
- WG version, Anti-Ex version (Haz-Loc version) optional

Typical applications

Major home appliances, small appliances, HVAC, Industrial control

Approvals

VDE 40007630, cULus E82292, CQC03001007764, TUV R 501391660014-0015

Contact Data

Contact arrangement	1 form A, 1 NO
Rated voltage	30VDC, 250VAC
Max. switching voltage	30VDC, 277VAC
Rated current	3 to 10A
Contact material	AgNi, AgSnO, AgCdO
Initial contact resistance	100 milliohms @ 1A,6VDC
Min. recommended contact load	100mA, 5VDC
Operate time max.	OJ/OJE-L: 15ms
	OJ/OJE-D/H: 10ms
Release time max.	4ms
Electrical endurance	
UL	
OJ/OJE-LM	3A 250VAC, general use, 100k ops
OJ/OJE-DM	5A 250VAC 85C 60k ops, 10 LRA / 1.5 FLA, 120VAC, 100k ops
OJ/OJE-LMH	8A 277VAC res, 70C 100k ops (SS), 6.6 LRA / 1.1 FLA, 120VAC, 105C 100k ops
OJ/OJE-LMH2	8A 250VAC res, 85C 30k ops, 12 LRA / 2 FLA 250VAC, 85C 100k ops
OJ/OJE-HM	10A 250VAC, general use, 30k ops (SH type), 18 LRA / 4 FLA, 240VAC, 85C 100k ops, 7.5A 240VAC res, 105C 100k ops (SS)
OJ/OJE-HM2	10A 250VAC res, 100k ops (SS type), 7.5A 240VAC res, 105C 100k ops (SS type)
OJ/OJE-HM6	10A 250VAC res, 85C 50k ops (OJ WG type only), 7.5A 240VAC res, 105C 100k ops
VDE	
OJ/OJE-LM	3A 250VAC res, 55C 100k ops
OJE-DM	5A 250VAC res, 85C 50k ops
OJ/OJE-LMH	8A 250VAC res, 85C 10k ops
OJ-LMH2	8A 250VAC res, 85C 25k ops
OJ-LMH2	5A 250VAC res, 105C 50k ops
OJE-HM	10A 250VAC res, 85C 30k ops
OJ-HM	10A 250VAC res, 85C 10k ops
OJ-HM2	10A 250VAC res, 85C 50k ops
Mechanical endurance, DC coil	10x10 ⁶ operations

Coil Data

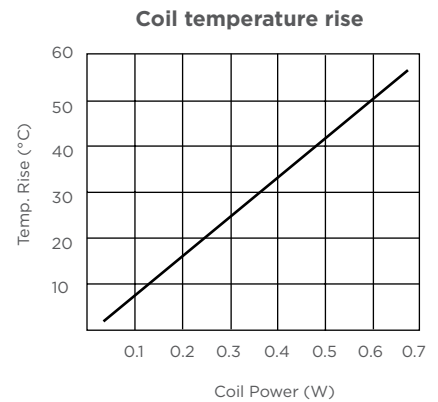
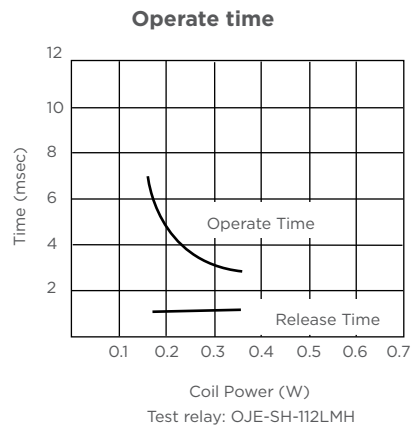
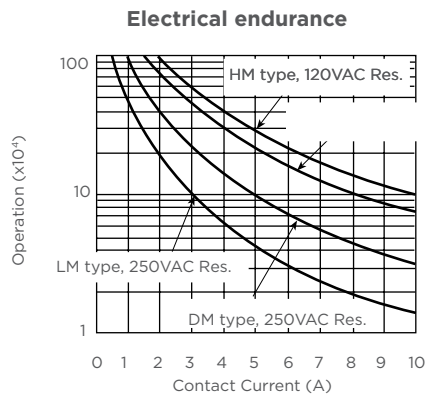
Coil voltage range	3 to 48VDC
Operative range, IEC 61810	2
Coil insulation system according UL	Class F

Coil versions, DC coil, OJ/OJE-L sensitive type

Coil code	Rated voltage VDC	Operate voltage VDC	Release voltage VDC	Coil Resistance $\Omega \pm 10\%$	Rated coil power mW
003	3	2.25	0.3	45	200
005	5	3.75	0.5	125	200
006	6	4.5	0.6	180	200
009	9	6.75	0.9	405	200
012	12	9	1.2	720	200
024	24	18	2.4	2880	200
036	36	27	3.6	6480	200
048	48	36	4.8	11520	200

Coil versions, DC coil, OJ/OJE-D and -H type

Coil code	Rated voltage VDC	Operate voltage VDC	Release voltage VDC	Coil Resistance $\Omega \pm 10\%$	Rated coil power mW
003	3	2.25	0.3	20	450
005	5	3.75	0.5	55.5	450
006	6	4.5	0.6	80	450
009	9	6.75	0.9	180	450
012	12	9	1.2	320	450
024	24	18	2.4	1280	450
036	36	27	3.6	2880	450
048	48	36	4.8	5120	450



Insulation Data

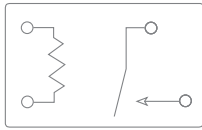
Initial dielectric strength	
Between open contacts	750Vrms
Between contact and coil	OJ: 4000Vrms
	OJE: 3000Vrms
Clearance/creepage	
Between contact and coil	OJ: > 7.7mm / 9.4mm
Between contact and coil	OJE: > 3.2mm / 3.6mm
Tracking index of relay base	PTI 250

Other Data

Material compliance	EU RoHS/ELV, China RoHS, REACH, Halogen content refer to the Product Compliance Support Center at www.te.com/customersupport/rohssupportcenter
Ambient temperature	
LM	-40 ~ +105C
DM	-40 ~ +85C
LMH(2)	-40 ~ +105C
HM(2)/HM6	-40 ~ +105C
Category of environmental protection	
IEC 61810	RTII - flux proof
	RTIII - wash tight
Shock resistance (functional)	10g
Shock resistance (destructive)	100g
Weight	6g
Resistance to soldering heat THT	
IEC 60068-2-20	RTII: 270°C/10s
	RTIII: 260°C/5s
Packaging unit	Tray/100, carton box/1000

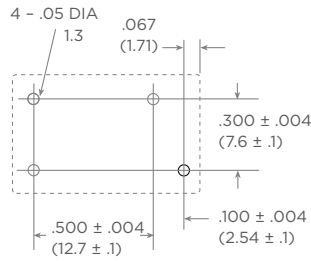
Terminal assignment

Bottom view on solder pins

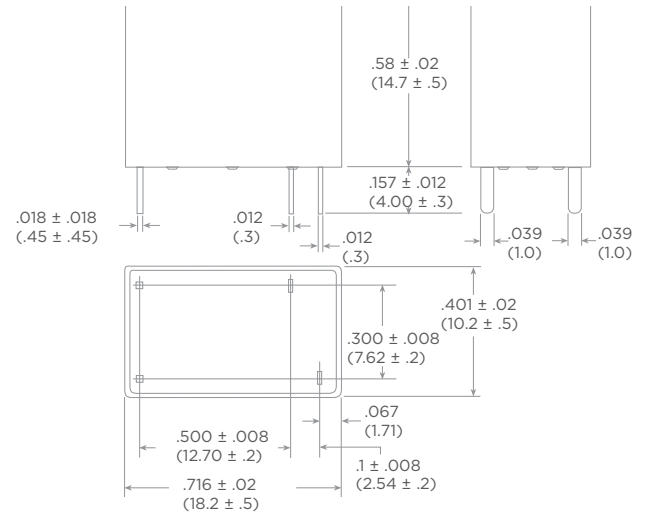


PCB layout

Bottom view on solder pins



Dimensions



Subheaders	Code description	Codes	Description	Codes	Description
Product code structure	typical structure code OJ	-SS	-1	12	HM2
Basic type					
	OJE		3KV dielectric between contact -coil		
	OJ		4KV dielectric between contact -coil		
Category of protection					
	SS		Flux proof		
	SH		Wash tight		
Number of poles					
	1		1 Pole		
Coil voltage	Coil code: please refer to coil voltage table (e.g. 12 = 12VDC)				
Contact rating and coil power					
			200mW coil power		
	LM		3A type	DM	5A type
	LMH/LMH2		8A type	HM/HM2/HM6	10A type
Insulation system designation					
	Blank		Insulation class F	F	Insulation class F
Special type					
	Blank-standard		WG - IEC 60335-1 complaint: R - reflow-soldering type: EX1 - EX version & WE X1 - EX-version + WG (IEC 60079-15,22.4 Enclosed-break device)		
Suffix					
	,00000		Standard		
	,**E**		EX-version (IEC 60079-15 , 22.5 Sealed device)		

Product Code	Part Number	Rating	Contact Material	Coil voltage	Coil powder	Type	Insulation	Enclosure									
OJE-SH-112LM,000	1461401-5	3A	AgNi	12VDC	200mW	standard	Class F	Wash tight									
OJ-SS-112LM,000	2-1419129-1			24VDC				Flux proof									
OJ-SS-124LM,000	3-1419129-1								5VDC	Wash tight							
OJ-SH-105LM,000	1461404-1			12VDC	450mW	EX-version											
OJ-SH-112LM,000	1461404-6			5VDC				standard									
OJE-SH-112DM,00E0W	2071369-1	12VDC		Flux proof													
OJE-SH-105DM,000	1461400-1	24VDC							Wash tight								
OJE-SS-112DM,000	4-1419128-2	12VDC								Flux proof							
OJE-SH-124DM,000	1461400-5	24VDC			Wash tight												
OJ-SH-112DM,000	1461406-4	12VDC				Flux proof											
OJ-SH-105LMH,000	8-1419128-1	8A	AgCdO	5VDC				200mW			WG version	Flux proof					
OJ-SH-112LMH,000	9-1419128-8		AgSnO	12VDC					standard								
OJ-SS-112LMH2	1721260-5									24VDC			Wash tight				
OJ-SS-112LMH2-WG	1721874-5				5VDC									Flux proof			
OJ-SS-124LMH2	1721260-6		12VDC	Wash tight													
OJE-SH-105LMH,000	1461403-3				AgCdO	Flux proof											
OJE-SH-112LMH,000	1461403-4		AgSnO							Wash tight							
OJE-SS-112LMH2	1721261-5				10A										AgCdO	450mW	EX-version
OJE-SH-105HM,000	1461402-4	AgSnO	12VDC					WG version									
OJE-SH-112HM,000	1461402-6								24VDC		standard						
OJE-SS-112HM2,000	1721539-5	AgCdO	12VDC									EX-version					
OJE-SS-112HMF,F000	4-1419128-4								24VDC				WG version				
OJE-SS-124HMF,F000	6-1419128-6	AgSnO	24VDC	standard													
OJ-SS-112HM6-WG,00000	2071398-1					AgCdO			12VDC					EX-version			
OJ-SS-124HM2,000	1721538-7	AgCdO	12VDC							WG version							
OJE-SH-112HMF,00E0W	2071370-1				8A	AgSnO			200mW						EX-version + WG	Wash tight	
OJ-SS-112LMH2-WEX1,00000	2071404-1	10A	12V					450mW									WG version
OJ-SH-112HM2-WG,00000	2071505-1										12V						

te.com

TE Connectivity, TE Connectivity (logo) and Every Connection Counts are trademarks. All other logos, products and/or company names referred to herein might be trademarks of their respective owners.

The information given herein, including drawings, illustrations and schematics which are intended for illustration purposes only, is believed to be reliable. However, TE Connectivity makes no warranties as to its accuracy or completeness and disclaims any liability in connection with its use. TE Connectivity's obligations shall only be as set forth in TE Connectivity's Standard Terms and Conditions of Sale for this product and in no case will TE Connectivity be liable for any incidental, indirect or consequential damages arising out of the sale, resale, use or misuse of the product. Users of TE Connectivity products should make their own evaluation to determine the suitability of each such product for the specific application.

© 2020 TE Connectivity Ltd. family of companies All Rights Reserved.

11/20 Original

Mouser Electronics

Authorized Distributor

Click to View Pricing, Inventory, Delivery & Lifecycle Information:

[TE Connectivity:](#)

[OJ-SS-124HM2,000](#)