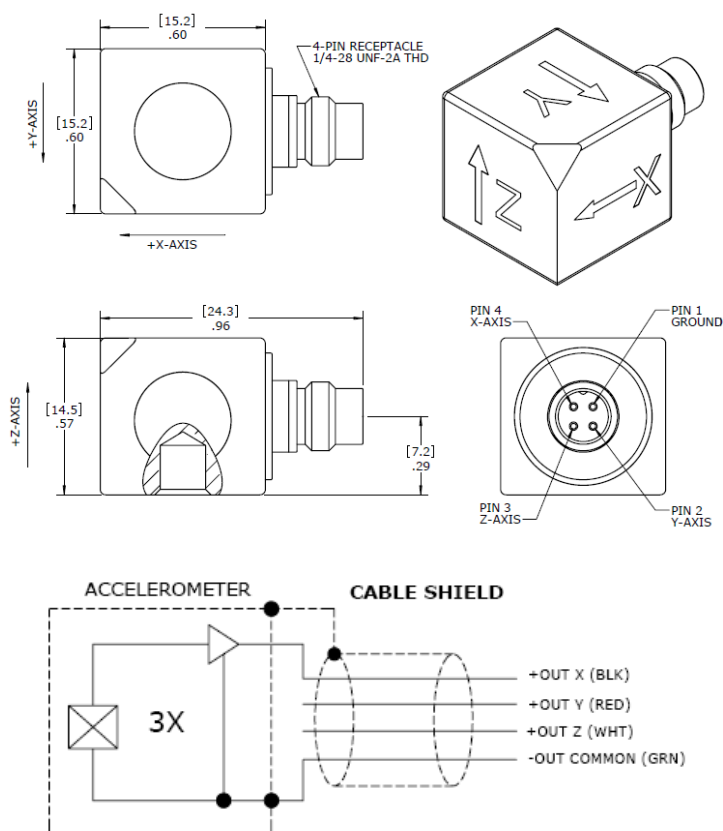




## DIMENSIONS



# MODEL 7132AHT ACCELEROMETER

## SPECIFICATIONS

- ✦ Triaxial IEPE Accelerometer
- ✦ -55→C to +163→C Range
- ✦ Hermetically Sealed, Titanium
- ✦ ±50g to ±500g Dynamic Ranges

The Model 7132AHT is a high temperature miniature triaxial IEPE accelerometer available in ±50g to ±500g dynamic ranges. The accelerometer features a hermetically sealed titanium construction with a 4-pin Microtech connector interface. The model 7132HT incorporates stable piezo-ceramic crystals in annular shear mode with an operating temperature range of -55→C to +163→C. The accelerometer offers a flat frequency response up to >10kHz.

## FEATURES

- ✦ 4-pin Connector Interface
- ✦ Wide bandwidth up to 10kHz
- ✦ Adhesive or Stud Mounting
- ✦ -55→C to +163→C Operating Range
- ✦ Annular Shear Mode Crystals
- ✦ Stable Temperature Response

## APPLICATIONS

- ✦ Vibration & Shock Monitoring
- ✦ Laboratory Testing
- ✦ High Temperature Testing
- ✦ High Frequency Applications
- ✦ General Purpose Usage
- ✦ Automotive Testing

## PERFORMANCE SPECIFICATIONS

All values are typical at +24°C, 80Hz and 4mA excitation unless otherwise stated. Measurement Specialties reserves the right to update and change these specifications without notice.

## Parameters

**DYNAMIC**

	±50	±100	±500	±2000	Notes
Range (g)	±50	±100	±500	±2000	
Sensitivity (mV/g)	100	50	10	2.5	±10%
Frequency Response (Hz)	1.5-6000	1.5-6000	1.5-7000	1.5-8000	±10%
Frequency Response (Hz)	0.8-8000	0.8-8000	0.8-9000	0.8-10000	±2dB
Natural Frequency (Hz)	37000	37000	37000	37000	
Non-Linearity (%FSO)	±1	±1	±1	±1	
Transverse Sensitivity (%)	<5	<5	<5	<5	
Shock Limit (g)	5000	5000	5000	5000	

**ELECTRICAL**

Compliance Voltage (Vdc)	22 to 30	22 to 30	22 to 30	22 to 30	Room Temperature -55 to +163°C
Excitation Current (mA)	2 to 10	2 to 10	2 to 10	2 to 10	
Bias Voltage (Vdc)	9 to 13	9 to 13	9 to 13	9 to 13	
Bias Voltage (Vdc)	6 to 15	6 to 15	6 to 15	6 to 15	
Output Impedance (Ω)	<100	<100	<100	<100	Broadband 1Hz to 10kHz To Within 10% of Bias
Full Scale Output Voltage (V)	±5	±5	±5	±5	
Residual Noise (g RMS)	0.001	0.0012	0.002	0.005	
Warm-up Time (sec)	<1.5				
Ground Isolation <sup>1</sup>	Case Grounded				

**ENVIRONMENTAL**

Temperature Response (%)	See Typical Temperature Response Curve
Operating Temperature (°C)	-55 to +163
Storage Temperature (°C)	-55 to +163
Humidity	Hermetically Sealed

**PHYSICAL**

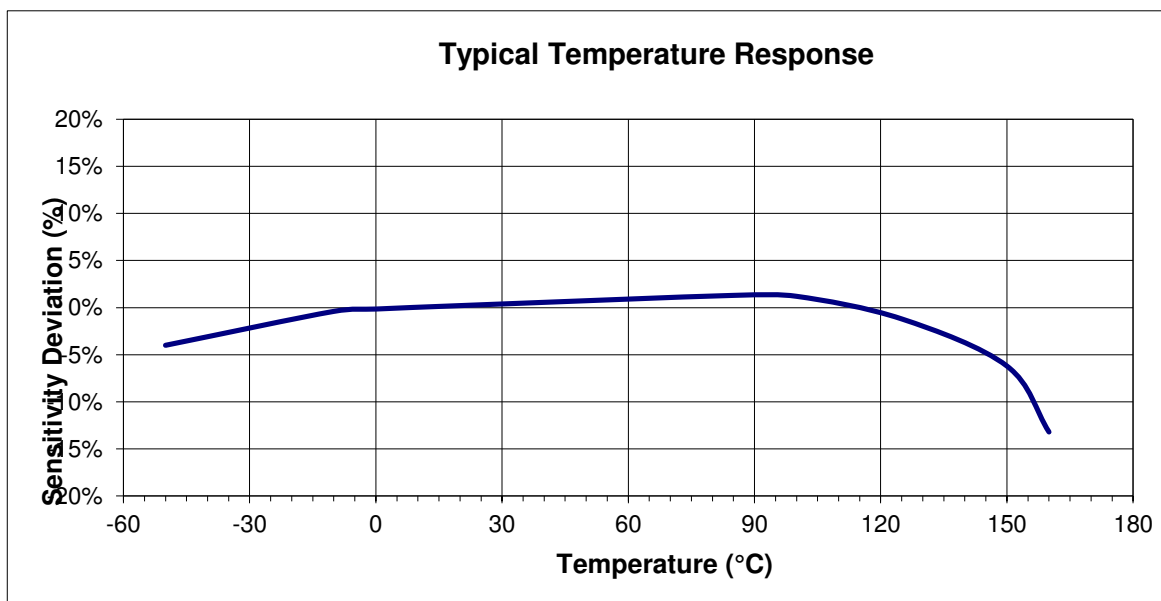
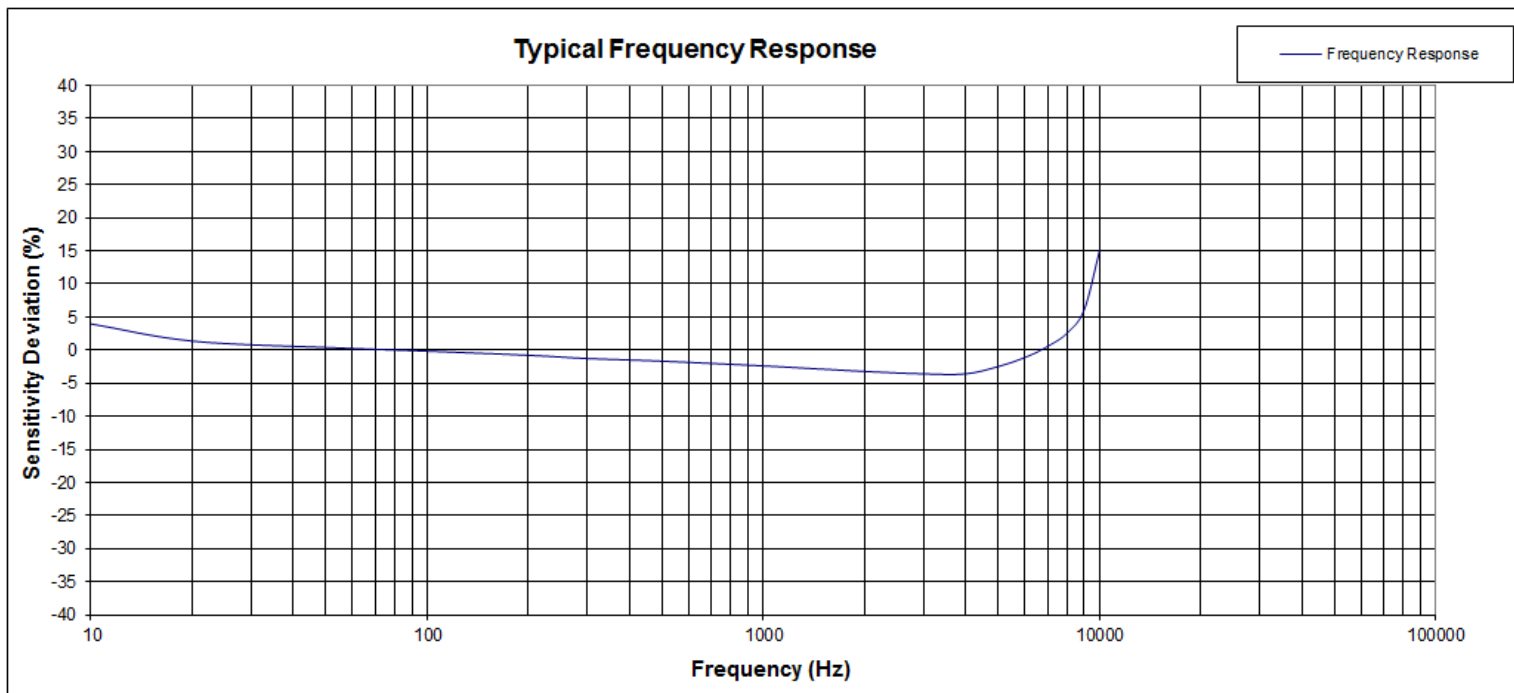
Sensing Element	Ceramic (shear mode)
Case Material	Titanium
Electrical Connector	4-Pin Receptacle
Weight (grams)	15 (17 for -03 Case Isolation option)
Mounting	Adhesive or Stud Mount Option

<sup>1</sup> For Isolated Case Order the -03 Option.

**Calibration supplied:** CS-FREQ-0100 NIST Traceable Amplitude Calibration from 20Hz to ±2dB Frequency Response Limit

**Optional accessories:** 315HT-XXX Cable Assembly, 4-pin ¼-28 to 3x BNC (XXX designates length in inches, 10ft standard)  
161A 4-Channel PE & IEPE Signal Conditioner  
AC-A03530 Magnetic Mounting Adaptor (for -02 thread option)

The information in this sheet has been carefully reviewed and is believed to be accurate; however, no responsibility is assumed for inaccuracies. Furthermore, this information does not convey to the purchaser of such devices any license under the patent rights to the manufacturer. Measurement Specialties, Inc. reserves the right to make changes without further notice to any product herein. Measurement Specialties, Inc. makes no warranty, representation or guarantee regarding the suitability of its product for any particular purpose, nor does Measurement Specialties, Inc. assume any liability arising out of the application or use of any product or circuit and specifically disclaims any and all liability, including without limitation consequential or incidental damages. Typical parameters can and do vary in different applications. All operating parameters must be validated for each customer application by customer's technical experts. Measurement Specialties, Inc. does not convey any license under its patent rights nor the rights of others.



### ORDERING INFORMATION

PART NUMBERING    Model Number+Range

7132AHT-GGGG-XX

I    I    Optional Thread Dash Number  
I    Range (0050 is 50g)

Dash Number

-01

-02

-03

Thread Options

M5 x 0.8 6g

#10-32 UNF-2B

Case Isolated

Example: 7132AHT-0050

Model 7132AHT, 50g, No Option

#### NORTH AMERICA

Measurement Specialties, Inc.,  
a TE Connectivity Company  
Tel: 800-522-6752  
Email: [customercare.hmpt@te.com](mailto:customercare.hmpt@te.com)

#### EUROPE

MEAS France SAS  
a TE Connectivity Company  
Tel: 800-440-5100  
Email: [customercare.lcsb@te.com](mailto:customercare.lcsb@te.com)

#### ASIA

Measurement Specialties (China), Ltd.,  
a TE Connectivity Company  
Tel: 0400-820-6015  
Email: [customercare.shzn@te.com](mailto:customercare.shzn@te.com)

#### TE.com/sensorsolutions

Measurement Specialties, Inc., a TE Connectivity company.

Measurement Specialties, TE Connectivity, TE Connectivity (logo) and EVERY CONNECTION COUNTS are trademarks. All other logos, products and/or company names referred to herein might be trademarks of their respective owners.

The information given herein, including drawings, illustrations and schematics which are intended for illustration purposes only, is believed to be reliable. However, TE Connectivity makes no warranties as to its accuracy or completeness and disclaims any liability in connection with its use. TE Connectivity's obligations shall only be as set forth in TE Connectivity's Standard Terms and Conditions of Sale for this product and in no case will TE Connectivity be liable for any incidental, indirect or consequential damages arising out of the sale, resale, use or misuse of the product. Users of TE Connectivity products should make their own evaluation to determine the suitability of each such product for the specific application.

© 2015 TE Connectivity Ltd. family of companies All Rights Reserved.

# Mouser Electronics

Authorized Distributor

Click to View Pricing, Inventory, Delivery & Lifecycle Information:

[TE Connectivity:](#)

[7132AHT-0050](#) [7132AHT-0050-02](#)