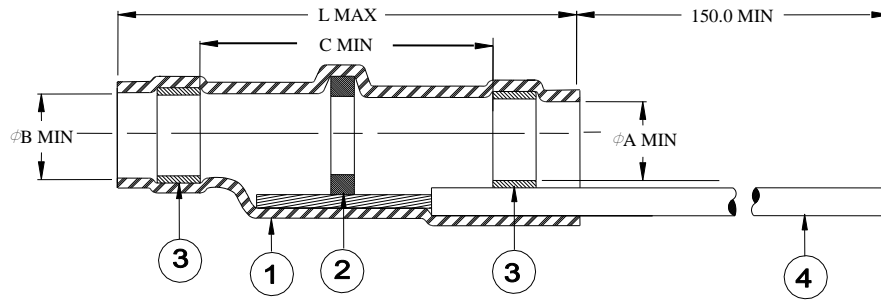


# CUSTOMER DRAWING



Part Description	Component Dimensions				Cable Dimensions		
	L±1.75 (L±0.07)	A min	B min	C min	E max	F min	H max
ST58-1-55-GA-CL	16.5 (0.650)	1.9 (0.075)	2.65 (0.105)	8.25 (0.325)	2.65 (0.105)	0.90 (0.035)	1.9 (0.075)
ST58-2-55-GA-CL	16.5 (0.650)	2.65 (0.105)	3.68 (0.145)	8.25 (0.325)	3.68 (0.145)	1.40 (0.055)	2.65 (0.105)
ST58-3-55-GA-CL	16.5 (0.650)	4.3 (0.170)	5.08 (0.200)	8.25 (0.325)	5.08 (0.200)	2.15 (0.085)	4.3 (0.170)
ST58-4-55-GA-CL	19.1 (0.750)	5.95 (0.235)	6.45 (0.255)	8.25 (0.325)	6.45 (0.255)	3.30 (0.130)	5.95 (0.235)
ST58-5-55-GA-CL	19.1 (0.750)	7.0 (0.275)	7.6 (0.300)	8.25 (0.325)	7.6 (0.300)	4.30 (0.170)	7.0 (0.275)

## MATERIAL

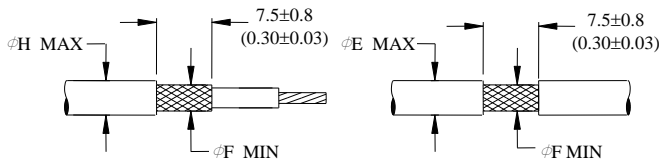
- INSULATION SLEEVE: Heat-shrinkable, transparent blue, radiation cross-linked modified polyvinylidene fluoride.
- SOLDER PREFORM WITH FLUX. Qty: see table  
 SOLDER: TYPE Sn42Bi58 per ANSI / J-STD-006.  
 FLUX: TYPE ROL0 per ANSI / J-STD-004.
- MELTABLE RINGS: Stabilized thermoplastic. Color: Blue.
- PRE-INSTALLED LEAD: RAYCHEM 55A0111 in accordance with MIL-W-22759/32. Stranded tin-plated copper

## APPLICATION

- These parts are designed to provide an environment protected shield terminations on cables, rated for 105°C minimum, meeting the dimensional criteria listed, having tin or silver-plated shields.
- When installed per TE Connectivity / Raychem process standard RCPS-100-70, assemblies will meet requirements of TE Connectivity / Raychem Specification RT-1404.
- Temperature range: -55°C to +125°C.


Part Number Guide:  
ST58-X-55-GA-CL

For best results, prepare the cable as shown:



- Lead color per MIL-STD-681
- Lead AWG (20, 22, 24, 26)
- Lead type AS22759/32 (55A0111)
- Size 1 to 5

TE Connectivity, TE connectivity (logo), Raychem, and SolderSleeve are trademarks

		<b>Raychem Devices</b>		TITLE: SOLDERSLEEVE SHIELD TERMINATOR WITH PRE-INSTALLED LEAD. LOW TEMPERATURE, RoHS COMPLIANT		
Unless otherwise specified dimensions are in millimeters. [Inches dimensions are shown in brackets]				DOCUMENT NO.: <b>ST58-X-55-GA-CL</b>		
TOLERANCES: 0.00 N/A 0.0 N/A 0 N/A	ANGLES: N/A  ROUGHNESS IN MICRON	TE Connectivity reserves the right to amend this drawing at any time. Users should evaluate the suitability of the product for their application.		Revision: A3	Issue Date: March 2020	
DRAWN BY: L. RODRIGUEZ	CAGE CODE: 06090	DATE: 09-May-2017	ECO: ECO-20-003568	SCALE: ----	SIZE: A	SHEET: 1 of 1

# Mouser Electronics

Authorized Distributor

Click to View Pricing, Inventory, Delivery & Lifecycle Information:

[TE Connectivity:](#)

[ST58-2-55-20-5](#)