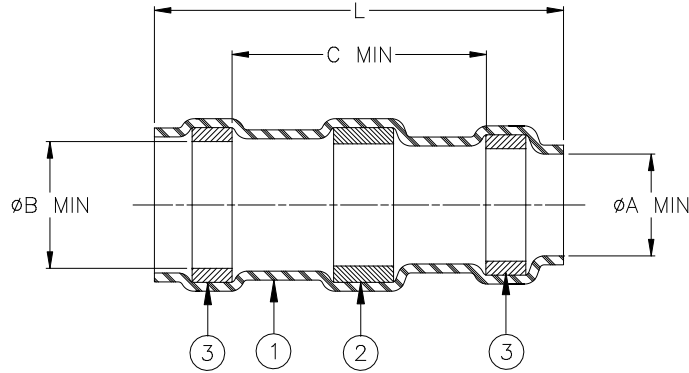


CUSTOMER DRAWING




Product Name	Product Dimensions					Cable Dimensions			
	Ident. Code	L±1.75 (L±0.07)	øA min	øB min	C min	øD max	øE max	øF min	øG min
ST18-1-9039	1R	16.5 (0.650)	1.90 (0.075)	2.65 (0.105)	8.25 (0.325)	1.90 (0.075)	2.65 (0.105)	0.90 (0.035)	0.50 (0.020)
ST18-2-9039	2R	16.5 (0.650)	2.65 (0.105)	3.68 (0.145)	8.25 (0.325)	2.65 (0.105)	3.68 (0.145)	1.40 (0.055)	0.72 (0.030)
ST18-3-9039	3R	16.5 (0.650)	4.30 (0.170)	5.08 (0.200)	8.25 (0.325)	4.30 (0.170)	5.08 (0.200)	2.15 (0.085)	1.25 (0.050)
ST18-4-9039	4R	19.1 (0.750)	5.95 (0.235)	6.45 (0.255)	8.25 (0.325)	5.95 (0.235)	6.45 (0.255)	3.30 (0.130)	1.80 (0.070)
ST18-5-9039	5R	19.1 (0.750)	7.00 (0.275)	7.60 (0.300)	8.25 (0.325)	7.00 (0.275)	7.60 (0.300)	4.30 (0.170)	2.50 (0.100)
OBSOLETE ST18-55-9039	5.5R	21.25 (0.836)	9.02 (0.355)	10.2 (0.402)	8.25 (0.325)	9.02 (0.355)	10.5 (0.413)	5.00 (0.197)	3.00 (0.118)
*ST18-6-9039	6R	29.5 (1.161)	10.8 (0.425)	11.5 (0.452)	8.25 (0.325)	10.8 (0.425)	11.5 (0.452)	6.00 (0.236)	4.00 (0.157)
*ST18-7-9039	7R	28.0 (1.102)	13.4 (0.528)	13.9 (0.547)	8.25 (0.325)	13.4 (0.528)	13.9 (0.547)	7.00 (0.276)	4.50 (0.177)

MATERIALS

- INSULATION SLEEVE: Heat-shrinkable, radiation cross-linked modified polyvinylidene fluoride.
Color: transparent blue, *natural
- SOLDER PREFORM WITH FLUX:
SOLDER: TYPE Cd18 per ANSI-J-STD-006.
FLUX: TYPE ROL1 per ANSI-J-STD-004.
- MELTABLE RINGS: Stabilized thermoplastic. Color: blue, *one blue & one natural.

APPLICATION

- These parts are designed to provide an environment protected shield terminations on cables, rated for 105°C minimum, meeting the dimensional criteria listed, having tin or silver plated shields.
- When installed per TE Connectivity/Raychem process standard RCPS-100-70, assemblies will meet requirements of TE Connectivity/Raychem Specification RT-1404.

		Raychem DEVICES		TITLE: SOLDERSLEEVE SHIELD TERMINATOR, LOW TEMPERATURE	
Unless otherwise specified dimensions are in millimeters. [Inches dimensions are shown in brackets]			DOCUMENT NO.: ST18-X-9039		
TOLERANCES: 0.00 N/A 0.0 N/A 0 N/A	ANGLES: N/A ROUGHNESS IN MICRON	TE Connectivity reserves the right to amend this drawing at any time. Users should evaluate the suitability of the product for their application.		REV: C	DATE: August 21, 2020
REVISED BY: UNGUYEN	CAGE CODE: 06090	ECO NUMBER: ECO-20-011739	SCALE: NTS	SIZE: A	SHEET: 1 of 2

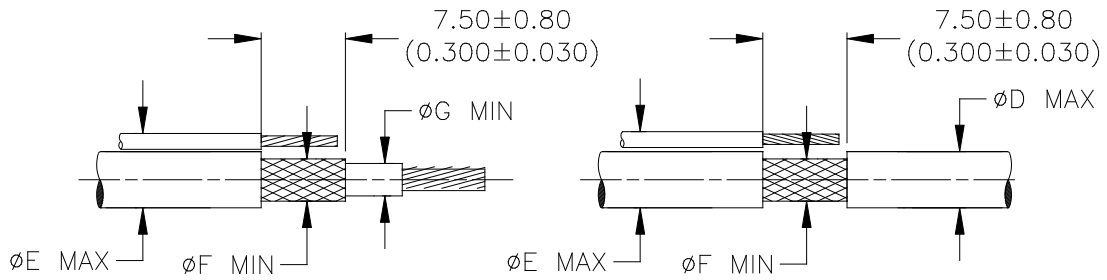
© 2020 TE Connectivity Ltd. Family of Companies. All Rights Reserved.

If this document is printed it becomes uncontrolled. Check for the latest revision.

TE Connectivity, TE connectivity (logo), Raychem, SolderSleeve are trademarks

CUSTOMER DRAWING

- 3. These parts conform to McDonnell Douglas Standard ST463-1/-7.
 - 4. Temperature range: -55°C to +125°C.
- For best results, prepare the cable as shown:



Unless otherwise specified dimensions are in millimeters.
(Inches dimensions are shown in brackets)

DOCUMENT NO.: ST18-X-9039	REV: C	ECO NUMBER: ECO-20-011739	DATE: 21-Aug-2020	SHEET: 2 of 2
-------------------------------------	-----------	------------------------------	----------------------	------------------

© 2020 TE Connectivity Ltd. Family of Companies. All Rights Reserved.

If this document is printed it becomes uncontrolled. Check for the latest revision.

TE Connectivity, TE connectivity (logo), Raychem, SolderSleeve are trademarks

Mouser Electronics

Authorized Distributor

Click to View Pricing, Inventory, Delivery & Lifecycle Information:

[TE Connectivity:](#)

[ST18-5-9039CS2862](#)