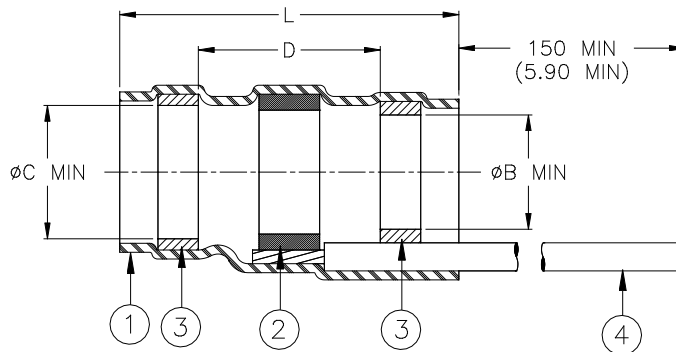


CUSTOMER DRAWING



Part Name	Component Dimensions					Shall Accommodate Cable With Dimensions		
	Ident. Code	L±1.75 (L±0.07)	B min	C min	D min	E max	F min	H max
ST18-1-55-GA-CL	ST181R	16.5 (0.650)	1.9 (0.075)	2.65 (0.105)	8.25 (0.325)	2.65 (0.105)	0.90 (0.035)	1.9 (0.075)
ST18-2-55-GA-CL	ST182R	16.5 (0.650)	2.65 (0.105)	3.68 (0.145)	8.25 (0.325)	3.68 (0.145)	1.40 (0.055)	2.65 (0.105)
ST18-3-55-GA-CL	ST183R	16.5 (0.650)	4.3 (0.170)	5.08 (0.200)	8.25 (0.325)	5.08 (0.200)	2.15 (0.085)	4.3 (0.170)
ST18-4-55-GA-CL	ST184R	19.1 (0.750)	5.95 (0.235)	6.45 (0.255)	8.25 (0.325)	6.45 (0.255)	3.30 (0.130)	5.95 (0.235)
ST18-5-55-GA-CL	ST185R	19.1 (0.750)	7.0 (0.275)	7.6 (0.300)	8.25 (0.325)	7.6 (0.300)	4.30 (0.170)	7.0 (0.275)

*For Prod. Revisions: see individual MCD's.

MATERIAL

- INSULATION SLEEVE: Heat-shrinkable, radiation cross-linked modified polyvinylidene fluoride. Transparent blue.
- SOLDER PREFORM WITH FLUX:
SOLDER: TYPE Cd18 per ANSI J-STD-006.
FLUX: TYPE ROL0 per ANSI J-STD-004.
- MELTABLE RINGS: Stabilized thermoplastic. Color: blue.
- PRE-INSTALLED LEAD: RAYCHEM 55A0111 in accordance with MIL-W-22759/32. Stranded tin plated copper.
Color: see "CL": lead colors available below.

APPLICATION

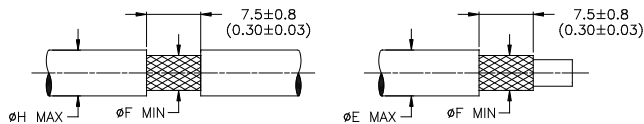
- These parts are designed to provide an environment protected shield termination on cables, rated for 105°C minimum, meeting the dimensional criteria listed and having tin or silver plated shields.
- Temperature range: -55°C to +125°C.
- When installed in accordance with Raychem Process Standard RCPS-100-70 assemblies will meet performance requirements of Raychem Specification RT-1404.

Complete part number is defined as shown:

ST18-X 55 GA CL


Size Lead type Lead Wire Lead color designation per MIL-STD-681.
1 to 5 M22759/32 Gauge (AWG)
20, 22, 24, 26

For best results, prepare the cable as shown:



Colors available:
20AWG-black, green, white
22AWG-black, green, white
24AWG-black, green, blue, white
26AWG-black, green, white
All gauges: White with a single black stripe.

TE Connectivity, TE connectivity (logo), Raychem, Thermofit, and SolderSleeve are trademarks

		Raychem THERMOFIT DEVICES		TITLE: SOLDERSLEEVE DEVICE TERMINATION WITH LEADS, LOW TEMPERATURE			
UNLESS OTHERWISE SPECIFIED DIMENSIONS ARE IN MILLIMETERS. INCHES DIMENSIONS ARE BETWEEN BRACKETS.				DOCUMENT NO.: ST18-X-55-GA-CL			
TOLERANCES: 0.00 N/A 0.0 N/A 0 N/A	ANGLES: N/A ROUGHNESS IN MICRON	TE Connectivity reserves the right to amend this drawing at any time. Users should evaluate the suitability of the product for their application.		Revision: 6		Issue Date: July 2020	
DRAWN BY: M. FORONDA		DATE: 06-June-00	ECO: ECO-20-009992		SCALE: None	SIZE: A	SHEET: 1 of 1

Print Date: 17-Jul-20 If this document is printed it becomes uncontrolled. Check for the latest revision

Mouser Electronics

Authorized Distributor

Click to View Pricing, Inventory, Delivery & Lifecycle Information:

[TE Connectivity:](#)

[ST18-3-55-20-0](#)