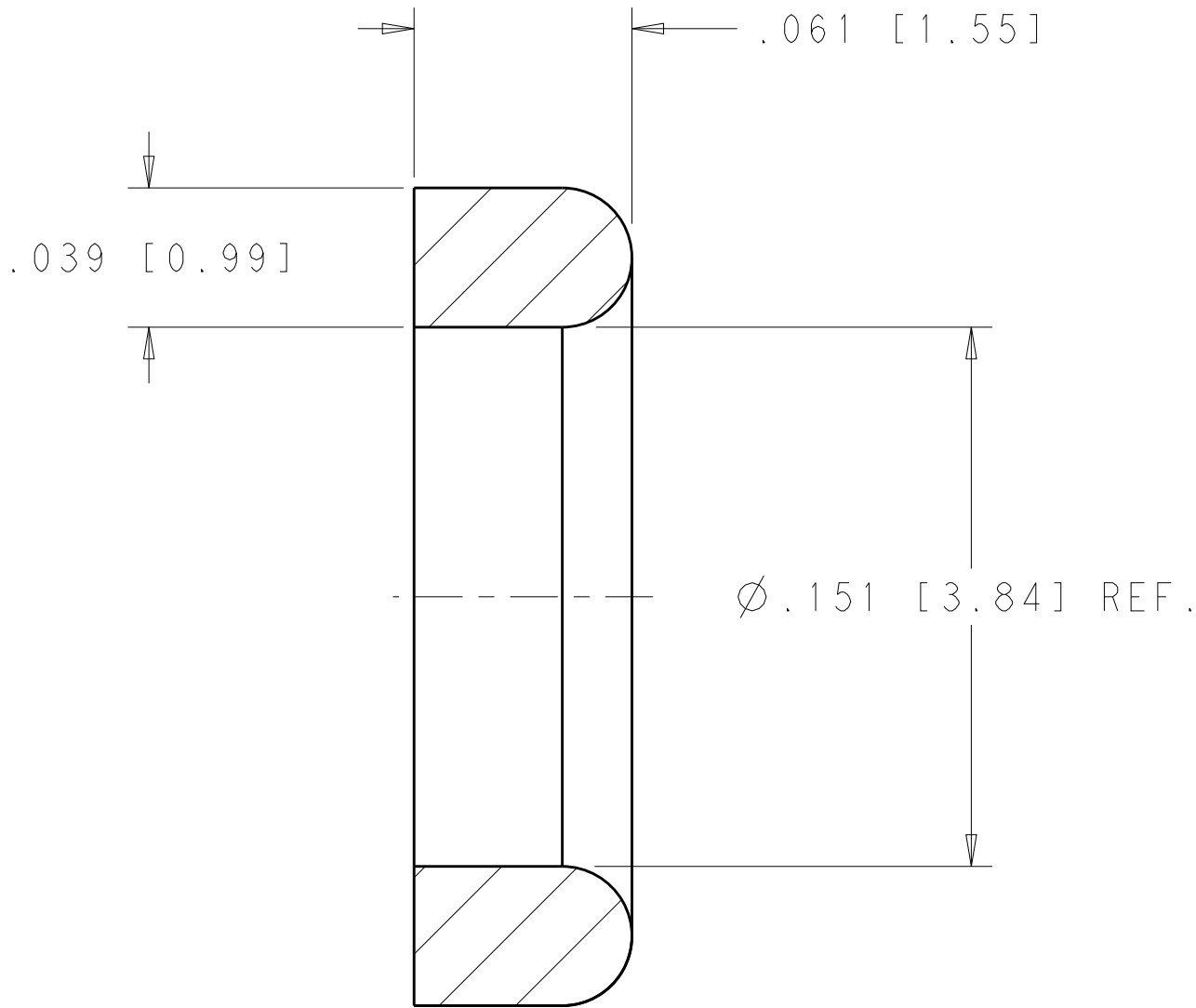
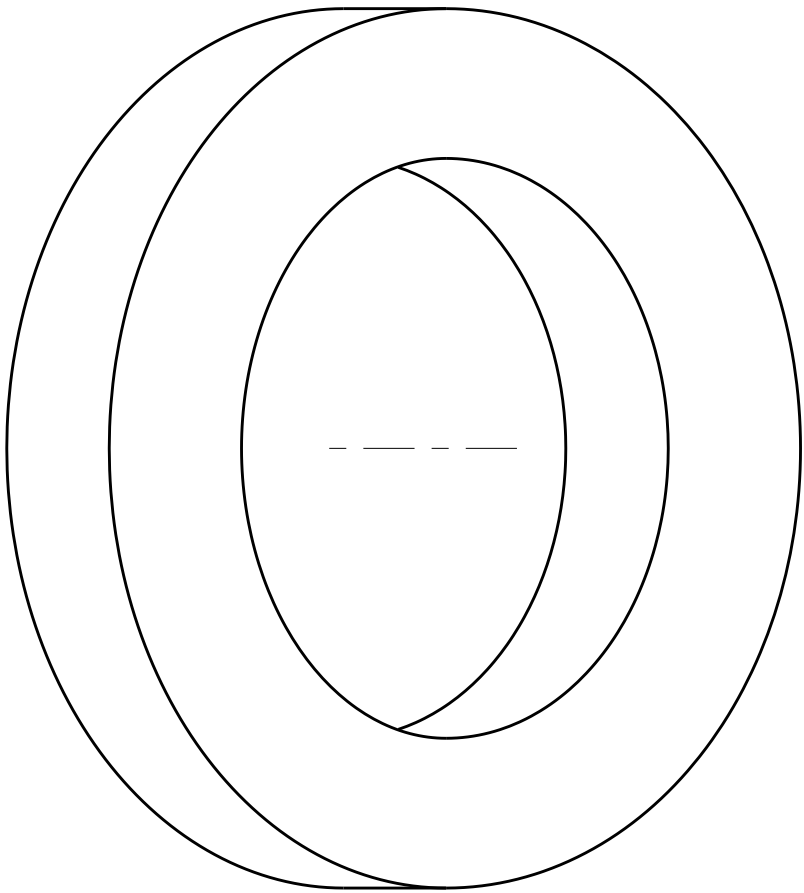


THIS DRAWING IS UNPUBLISHED.

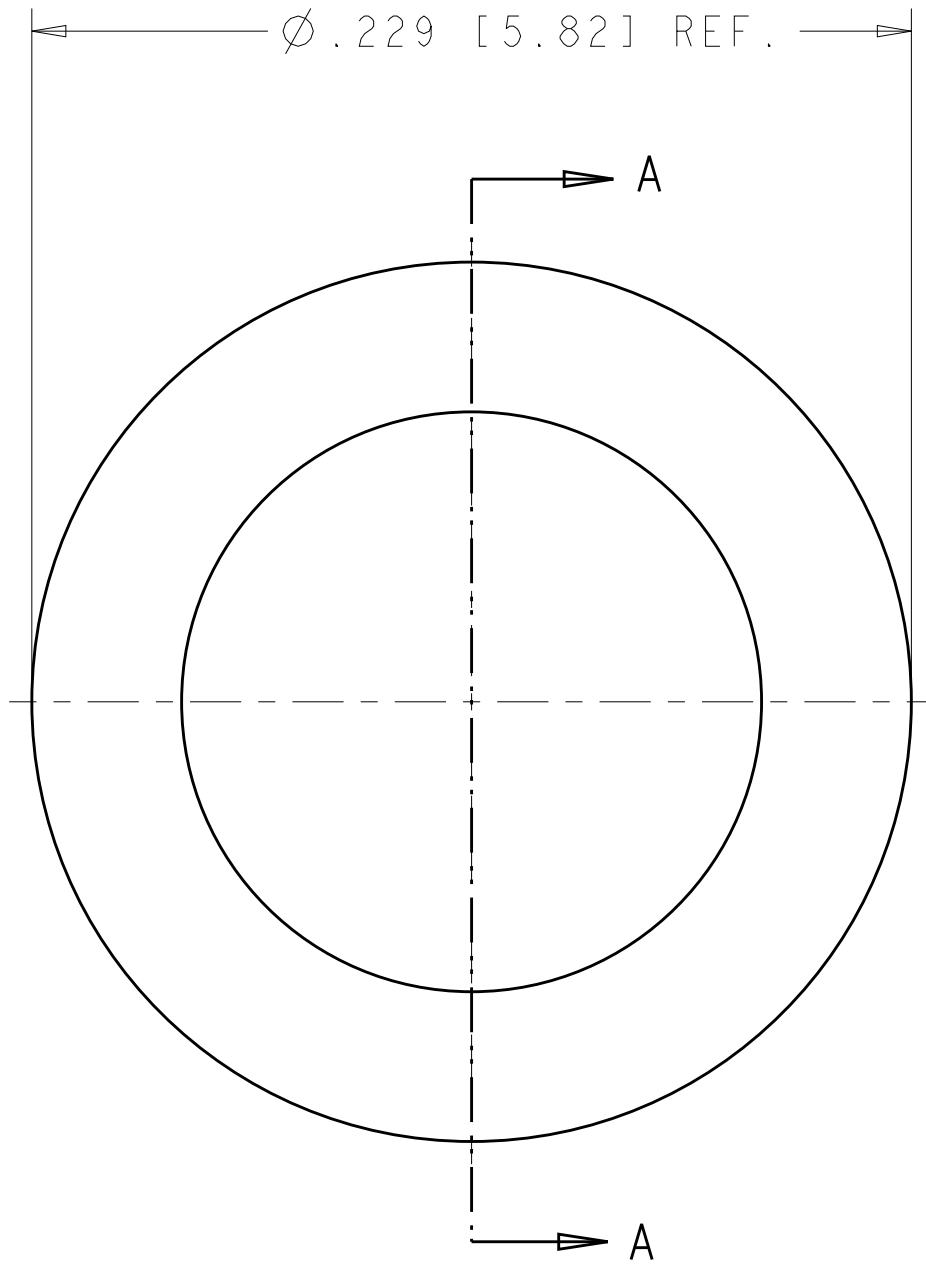
RELEASED FOR PUBLICATION20

© COPYRIGHT 20BY -ALL RIGHTS RESERVED.

LOC	DIST	REVISIONS					
		P	LTR	DESCRIPTION	DATE	DWN	APVD
-	-		B	RELEASED PER ECO-13-002843	18FEB2013	STM	STM



SECTION A-A



1. PARTS REQUIRE A STABILIZATION BAKE, 24 HOURS @125°C,
PER MIL-STD-883, METH. 1008, COND. B

SEE NOTE 1	2101143-2	2101143-3
-----	FLUROSILICONE, MIL-G-83528, TYPE C	2101143-2
-----	SILICONE RUBBER, MIL-G-83528, TYPE A	2101143-1
COMMENTS	MATERIAL	PART NO.

THIS DRAWING IS A CONTROLLED DOCUMENT. DIMENSIONING AND TOLERANCING PER ASME Y14.5M-2009		DWN S. T. Morley CHK S. T. Morley APVD S. T. Morley	02FEB2010			
DIMENSIONS: INCHES[mm]	TOLERANCES UNLESS OTHERWISE SPECIFIED:	PRODUCT SPEC	NAME			
	0 PLC ±- 1 PLC ±0 2 PLC ±0.01 3 PLC ±0.003 4 PLC ±0.0005 ANGLES ± FINISH	APPLICATION SPEC	GASKET, D-RING, RFI/EMI			
MATERIAL	SEE TABLE	WEIGHT	SIZE	CAGE CODE	DRAWING NO	RESTRICTED TO
		-	A200779	C-2101143		-
Customer Drawing		SCALE	20:1	SHEET	1 OF 1	REV B

Mouser Electronics

Authorized Distributor

Click to View Pricing, Inventory, Delivery & Lifecycle Information:

[TE Connectivity:](#)

[2101143-3](#)