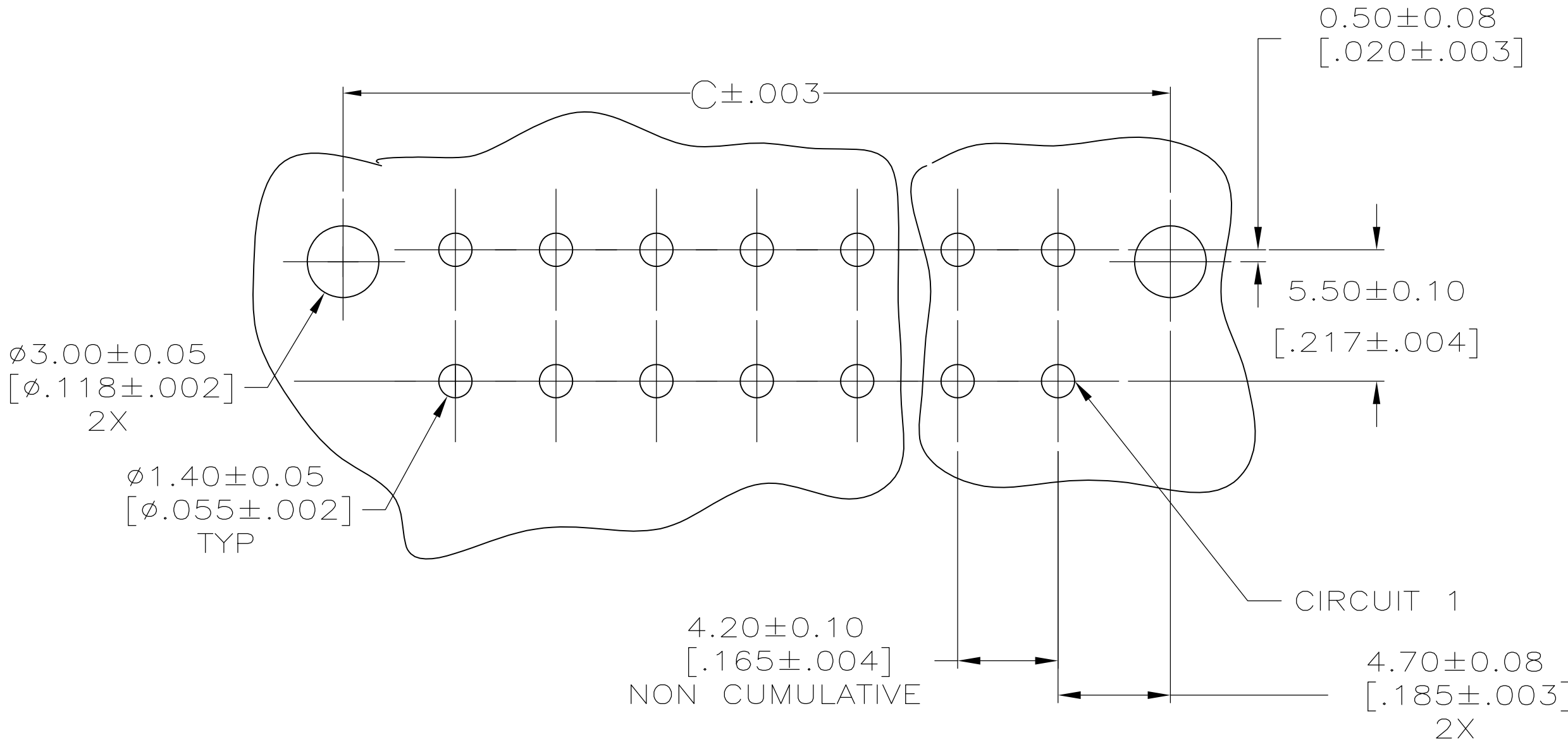
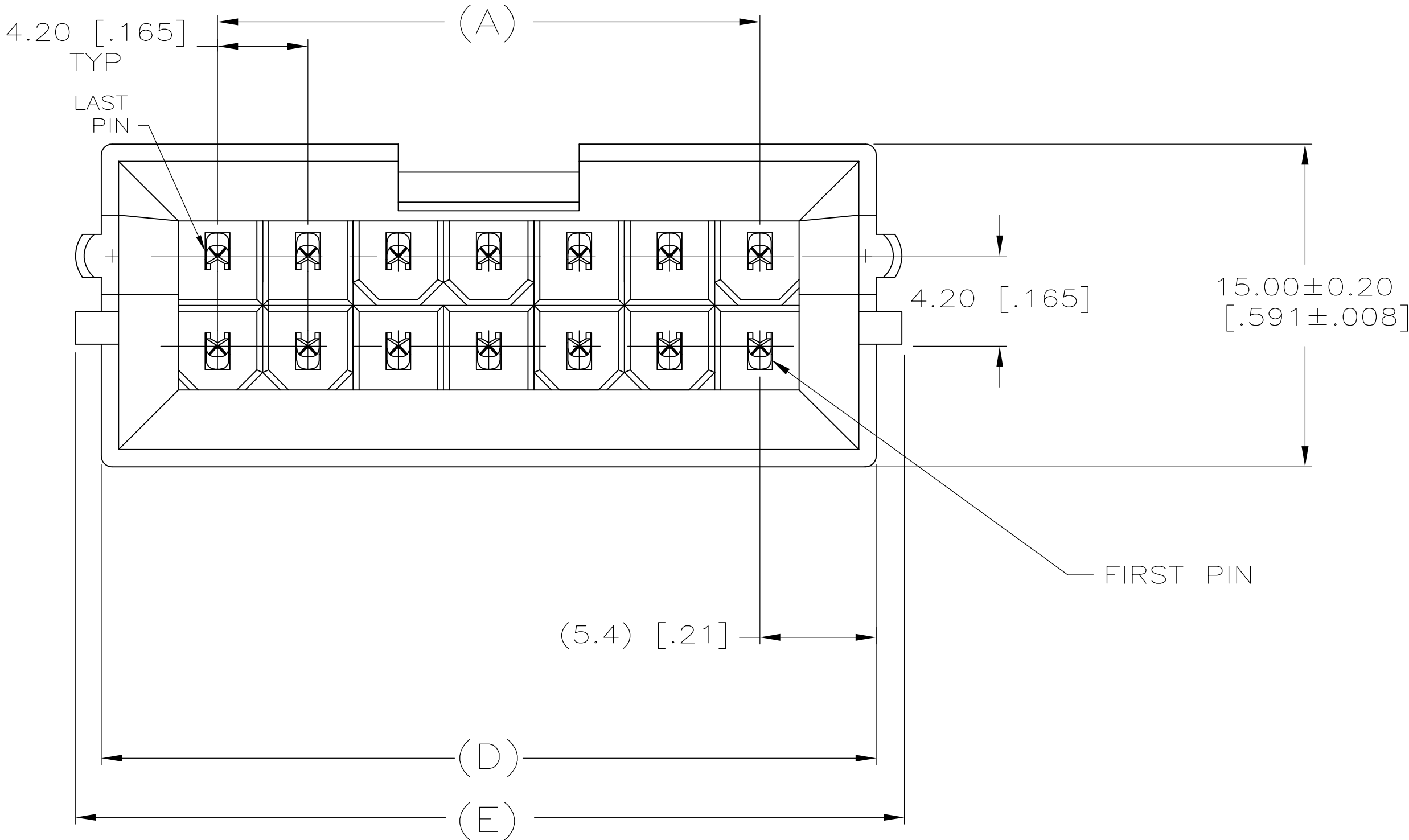
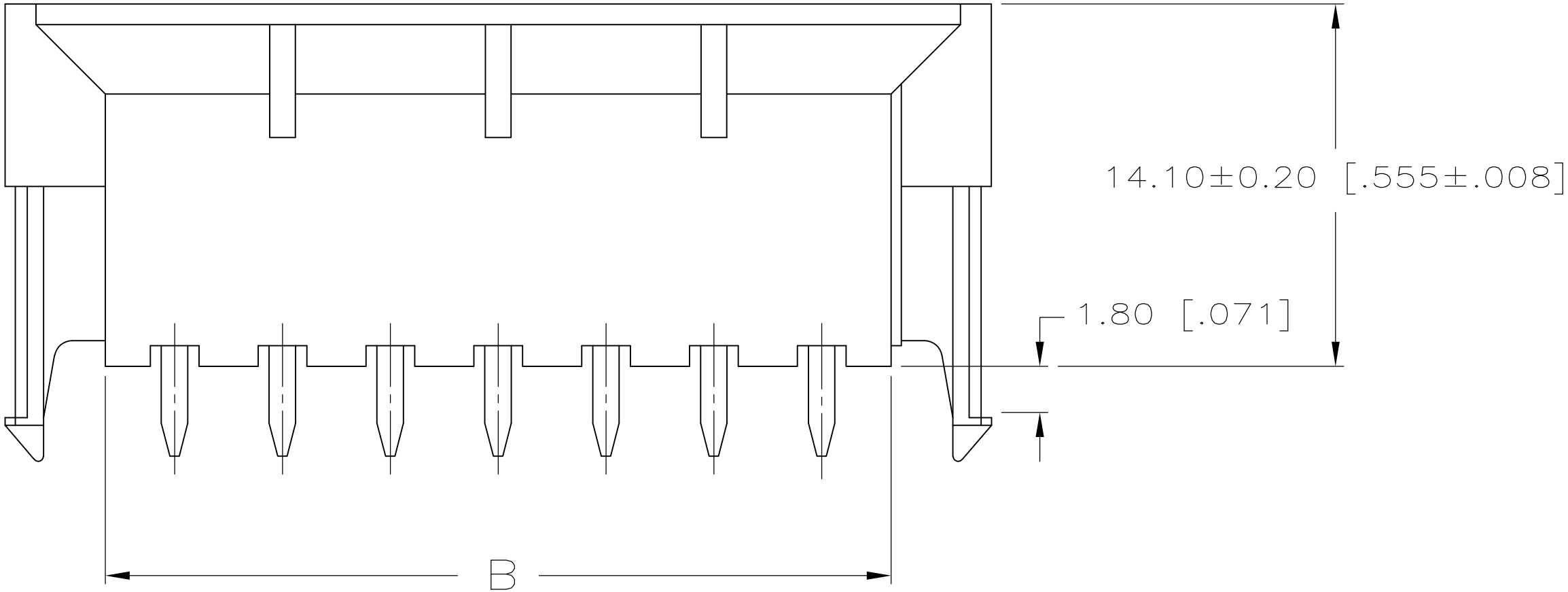


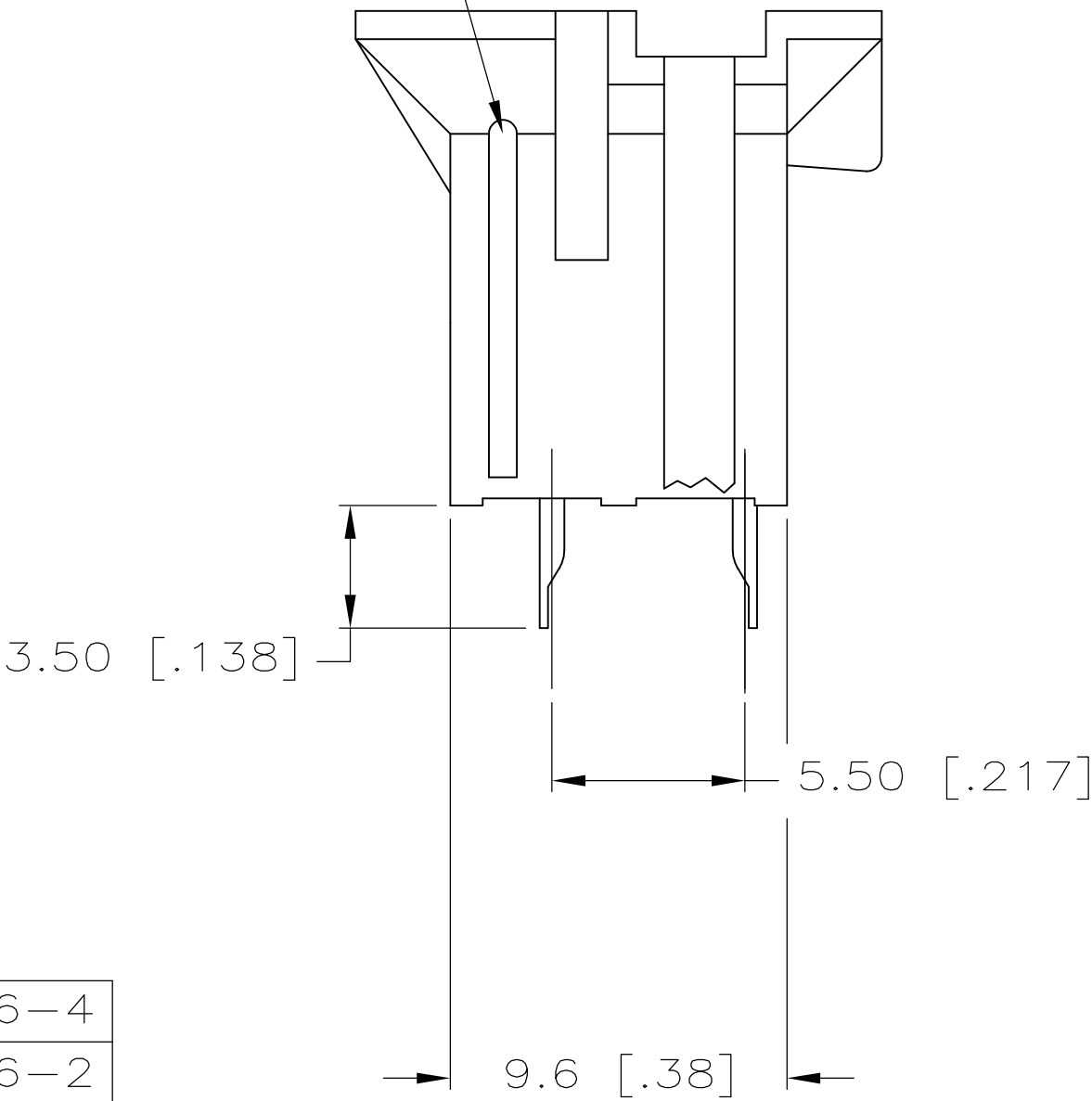
LOC		DIST		REVISIONS						
CM		00		P	LTR	DESCRIPTION		DATE	DWN	APVD
					A1	REVISED PER ECO-08-031186		15DEC08	HMR	CC



RECOMMENDED HOLE LAYOUT FOR 1.78 [.070] MAXIMUM THICK PC BOARD.



RIB INDICATES CIRCUIT #1



- 1 MATERIAL: HOUSING-NYLON, UL94V-2 (COLOR-NATURAL, COLOR OF PARTS MAY VARY). CONTACTS-0.25 [.010] THICK BRASS ALLOY
- 2 CONTACT FINISH: 0.000100 [.0000039] MIN. MATTE TIN OVER 0.000050 [.0000020] MIN. NICKEL OVER ENTIRE CONTACT.
- 3 MATES WITH 4.2mm P.E. RECEPTACLE HOUSINGS.

METRIC

59.4 [2.32]	57.0 [2.24]	55.6 [2.19]	51.6 [2.03]	46.2 [1.82]	24	2-1586586-4
55.2 [2.17]	52.0 [2.08]	51.4 [2.02]	47.4 [1.87]	42.0 [1.65]	22	2-1586586-2
51.0 [2.01]	48.6 [1.91]	47.2 [1.86]	43.2 [1.70]	37.8 [1.49]	20	2-1586586-0
46.8 [1.84]	44.4 [1.75]	43.0 [1.69]	39.0 [1.54]	33.6 [1.32]	18	1-1586586-8
42.6 [1.69]	40.2 [1.58]	38.8 [1.53]	34.8 [1.37]	29.4 [1.58]	16	1-1586586-6
38.4 [1.51]	36.0 [1.42]	34.6 [1.36]	30.6 [1.20]	25.2 [0.99]	14	1-1586586-4
34.2 [1.35]	31.8 [1.25]	30.4 [1.20]	26.4 [1.04]	21.0 [0.83]	12	1-1586586-2
30.0 [1.18]	27.6 [1.09]	26.2 [1.03]	22.2 [.87]	16.8 [0.66]	10	1-1586586-0
25.8 [1.02]	23.4 [.92]	22.0 [0.87]	18.0 [.71]	12.6 [0.50]	8	1586586-8
21.6 [.85]	19.2 [.76]	17.8 [0.70]	13.8 [.54]	8.4 [0.33]	6	1586586-6
17.4 [.69]	15.0 [.59]	13.6 [0.54]	9.6 [.38]	4.2 [0.17]	4	1586586-4
13.2 [.52]	10.8 [.43]	9.4 [.37]	5.4 [.21]	—	2	1586586-2
(E)	(D)	C	B	(A)	POS	PART NUMBER

THIS DRAWING IS A CONTROLLED DOCUMENT.		DWN S. HOOVER	12-NOV-2004	Tyco Electronics Corporation Harrisburg, PA 17105-3608	
DIMENSIONS: mm [INCHES]		CHK D. COLEY	12-NOV-2004	NAME	
		APP'D D. COLEY		PRODUCT SPEC	
		APPLICATION SPEC		RESTRICTED TO	
MATERIAL		WEIGHT		SIZE	
1		2		A1 00779 C=1586586	
CUSTOMER DRAWING		SCALE		SHEET	
		5:1		1 OF 1	
				REV	
				A1	

Mouser Electronics

Authorized Distributor

Click to View Pricing, Inventory, Delivery & Lifecycle Information:

[TE Connectivity:](#)

[1-1586586-0](#)