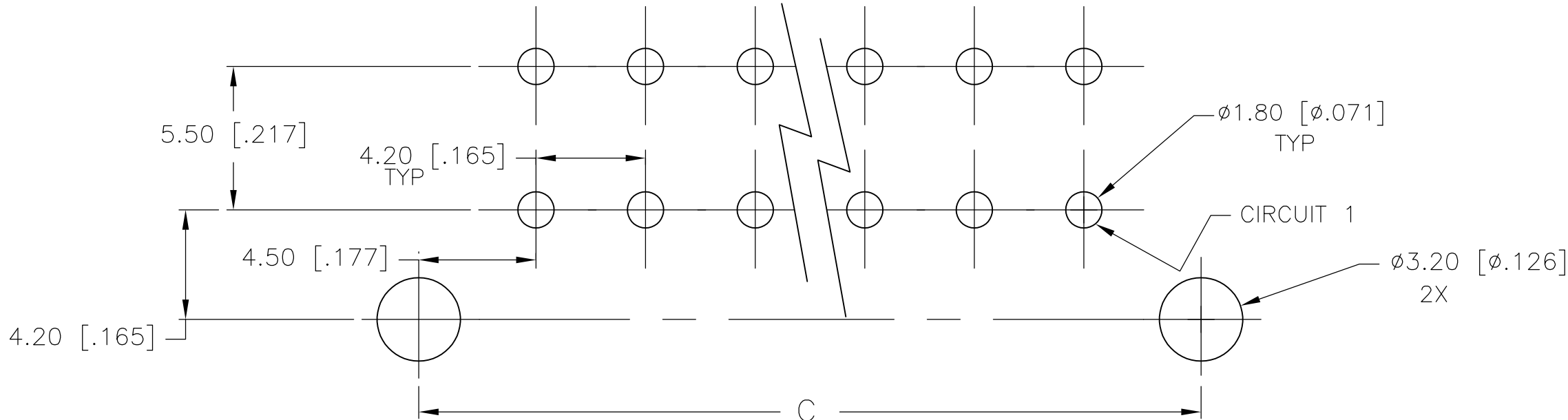
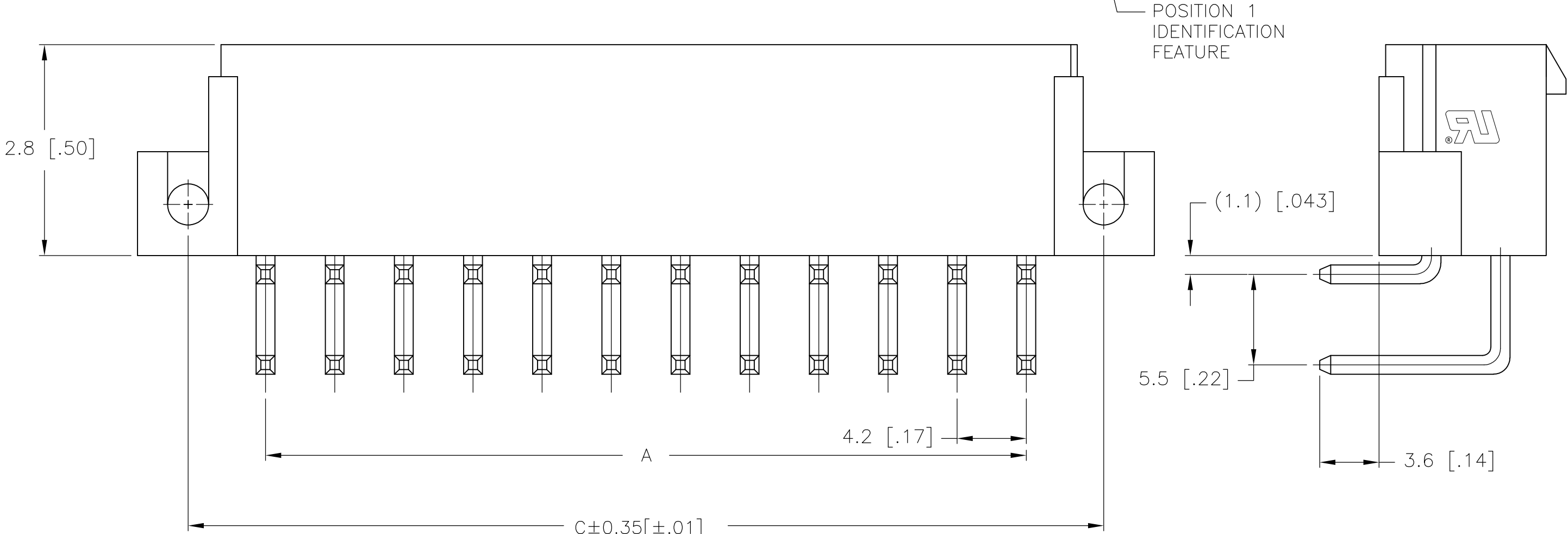
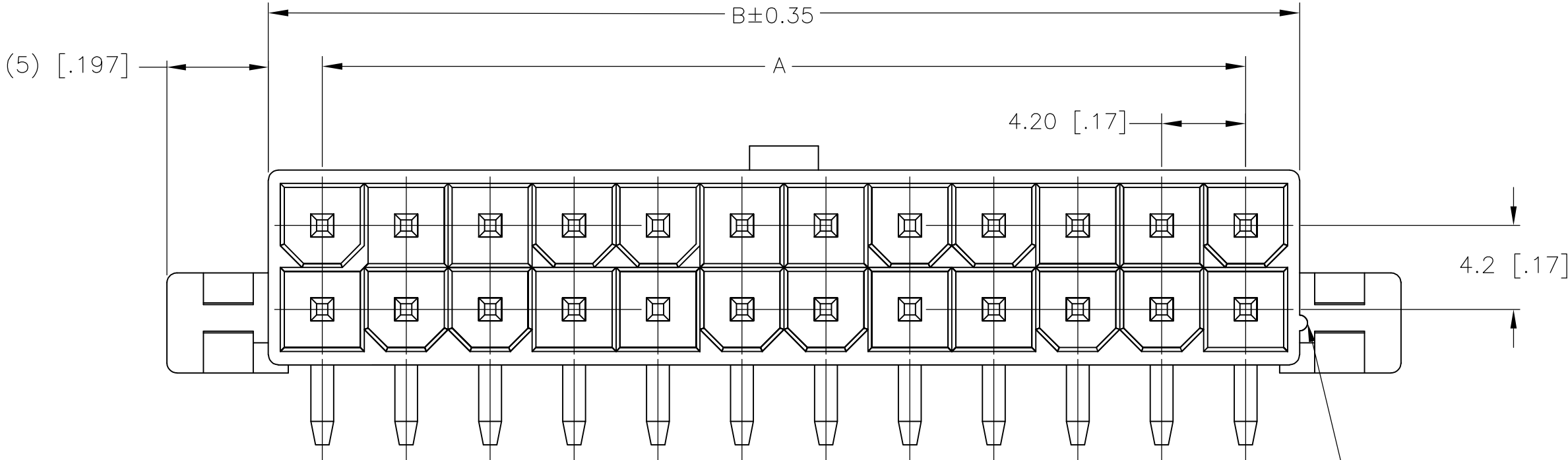


| LOC | DIST | REVISIONS |     |                           |         |     |      |
|-----|------|-----------|-----|---------------------------|---------|-----|------|
|     |      | P         | LTR | DESCRIPTION               | DATE    | DWN | APVD |
| CM  | 00   |           | B2  | REVISED PER ECO-12-017746 | 05OCT12 | JR  | SM   |



PCB LAYOUT: COMPONENT SIDE  
RECOMMENDED BOARD THICKNESS 1.60 [.063]

- 1 MATERIAL: HOUSING-NYLON, UL94V-0  
(COLOR-NATURAL, COLOR OF PARTS MAY VARY)  
CONTACTS-0.25 [.010] THICK BRASS ALLOY.
- 2 CONTACT FINISH: 0.002032 [.000080] MIN MATTE TIN  
OVER 0.000381 [.000015] MIN NICKEL OVER ENTIRE  
CONTACT.
- 3 MATES WITH VAL-U-LOK(TM) RECEPTACLE HOUSINGS.

|     |                     |              |              |             |
|-----|---------------------|--------------|--------------|-------------|
| 2   |                     | 5.4 [.21]    | 9.0 [.35]    | 1586044-2   |
| 4   | 4.2±0.1 [.17±.00]   | 9.6 [.38]    | 13.2 [.52]   | 1586044-4   |
| 6   | 8.4±0.1 [.33±.00]   | 13.8 [.54]   | 17.4 [.69]   | 1586044-6   |
| 8   | 12.6±0.1 [.50±.00]  | 18.0 [.71]   | 21.6 [.85]   | 1586044-8   |
| 10  | 16.8±0.1 [.66±.00]  | 22.2 [.87]   | 25.8 [1.02]  | 1-1586044-0 |
| 12  | 21.0±0.2 [.83±.01]  | 26.4 [1.04]  | 30.0 [1.18]  | 1-1586044-2 |
| 14  | 25.2±0.2 [.99±.01]  | 30.6 [1.21]  | 34.2 [1.35]  | 1-1586044-4 |
| 16  | 29.4±0.2 [1.16±.01] | 34.8 [1.37]  | 38.4 [1.51]  | 1-1586044-6 |
| 18  | 33.6±0.2 [1.32±.01] | 39.0 [1.54]  | 42.6 [1.68]  | 1-1586044-8 |
| 20  | 37.8±0.2 [1.49±.01] | 43.2 [1.70]  | 46.8 [1.84]  | 2-1586044-0 |
| 22  | 42.0±0.2 [1.65±.01] | 47.4 [1.87]  | 51.0 [2.01]  | 2-1586044-2 |
| 24  | 46.2±0.2 [1.82±.01] | 51.6 [2.03]  | 55.2 [2.17]  | 2-1586044-4 |
| POS | A                   | B±0.35[±.01] | C±0.35[±.01] | PART NUMBER |

2-1586044-4 SHOWN

THIS DRAWING IS A CONTROLLED DOCUMENT.

DIMENSIONS:  
mm [INCHES]

TOLERANCES UNLESS  
OTHERWISE SPECIFIED:

0 PLC ±  
1 PLC ±  
2 PLC ± 0.5 [.02]  
3 PLC ± 0.25 [.010]  
4 PLC ± 0.150 [0059]  
ANGLES ±  
FINISH

MATERIAL

1

DWN  
S. HOOVER  
18-SEP-2002

CHK  
D. COLEY  
18-SEP-2002

APVD  
D. COLEY  
18-SEP-2002

PRODUCT SPEC

APPLICATION SPEC

WEIGHT

CUSTOMER DRAWING

TE Connectivity

RIGHT ANGLE HEADER,  
SCREW MOUNT  
VAL-U-LOK(TM)

SIZE  
A2

CAGE CODE  
00779

DRAWING NO  
C=1586044

RESTRICTED TO  
-

SCALE

SHEET  
1 OF 1

REV  
B2

# Mouser Electronics

Authorized Distributor

Click to View Pricing, Inventory, Delivery & Lifecycle Information:

[TE Connectivity:](#)

[1586044-2](#)