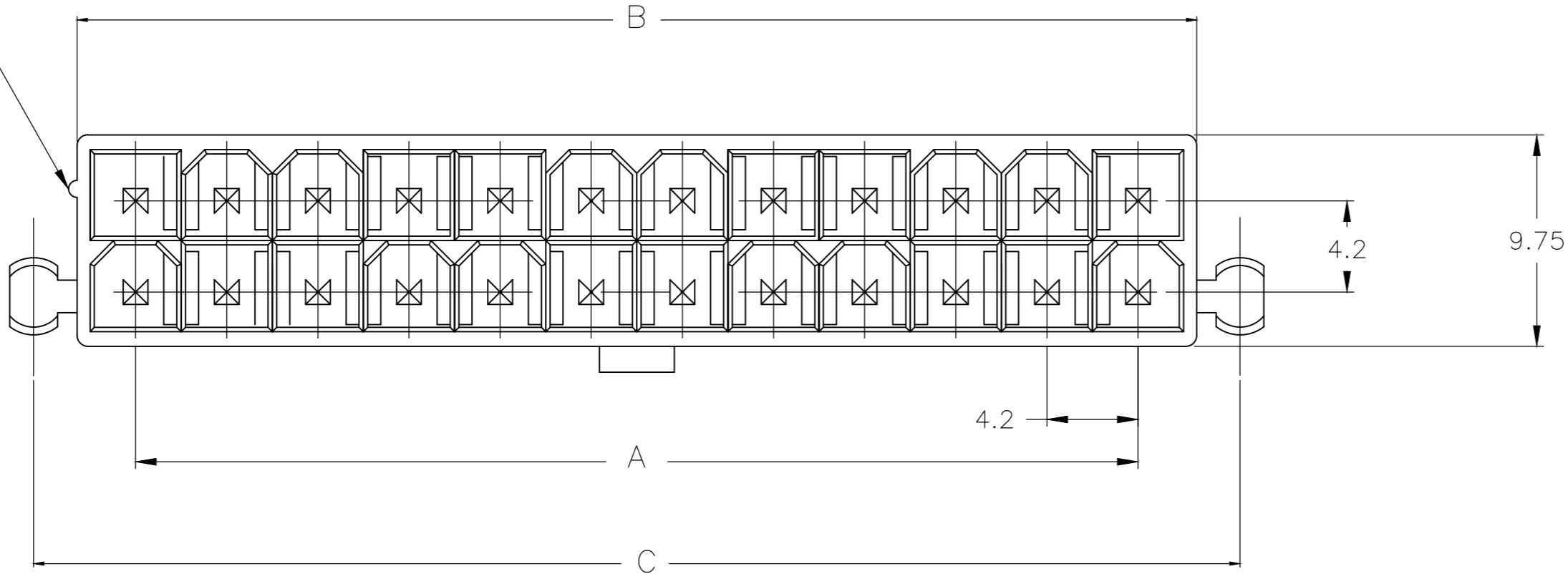
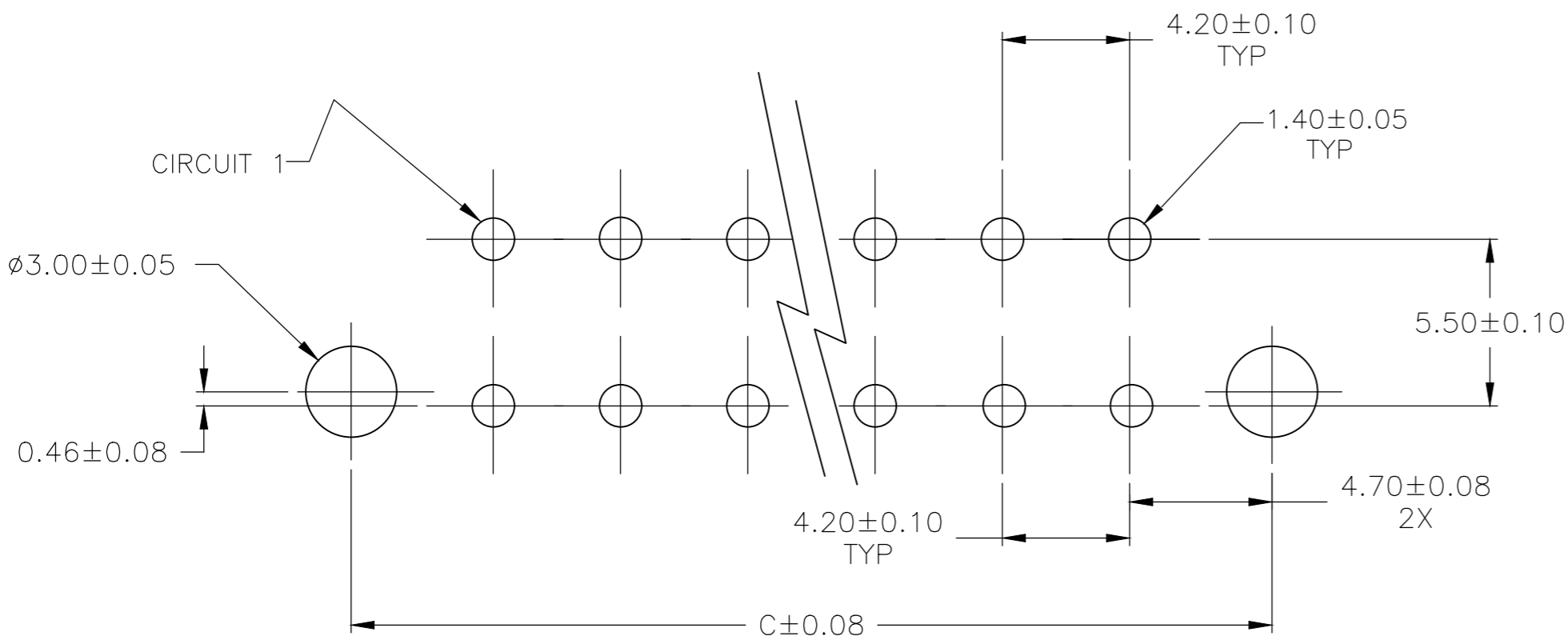
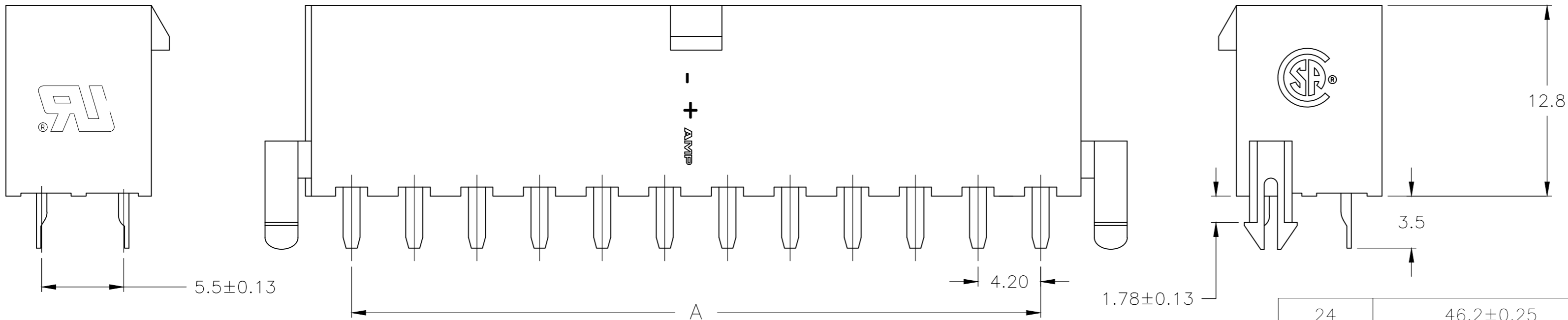


REVISIONS					
P	LTR	DESCRIPTION	DATE	DWN	APVD
	B5	REVISED PER ECR-19-013240	06MAR2020	WH	DZ

POSITION 1
IDENTIFICATION
FEATURE




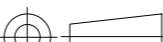


- 1 MATERIAL: HOUSING-PA66, UL94V-2
(COLOR-NATURAL, COLOR OF PARTS MAY VARY)
CONTACTS-0.25 [.010] THICK BRASS ALLOY.
- 2 CONTACT FINISH: 0.002032 [.000080] MIN BRIGHT TIN
OVER 0.000762 [.000030] MIN NICKEL OVER ENTIRE
CONTACT.
- 3 MATES WITH VAL-U-LOK(TM) RECEPTACLE HOUSINGS.



PCB LAYOUT: COMPONENT SIDE
RECOMMENDED BOARD THICKNESS 1.78 MAX

2-1586039-4 SHOWN

24	46.2±0.25	51.6	55.6	2-1586039-4
22	42.0±0.25	47.4	51.4	2-1586039-2
20	37.8±0.25	43.2	47.2	2-1586039-0
18	33.6±0.25	39.0	43.0	1-1586039-8
16	29.4±0.25	34.8	38.8	1-1586039-6
14	25.2±0.25	30.6	34.6	1-1586039-4
12	21.0±0.25	26.4	30.4	1-1586039-2
10	16.8±0.13	22.2	26.2	1-1586039-0
8	12.6±0.13	18.0	22.0	1586039-8
6	8.4±0.13	13.8	17.8	1586039-6
4	4.2±0.13	9.6	13.6	1586039-4
2		5.4	9.4	1586039-2
POS	A	B±0.25	C±0.38	PART NUMBER

THIS DRAWING IS A CONTROLLED DOCUMENT.			DWN S. HOOVER 25-SEP-2002		 TE Connectivity											
			CHK D. COLEY 25-SEP-2002													
DIMENSIONS: mm		TOLERANCES UNLESS OTHERWISE SPECIFIED:		APVD D. COLEY 25-SEP-2002		NAME VERTICAL HEADER WITH PEGS, WITH DRAIN HOLES VAL-U-LOK(TM)										
		0 PLC ±		PRODUCT SPEC												
		1 PLC ± 0.5		108-2112												
		2 PLC ± 0.25		APPLICATION SPEC		SIZE CAGE CODE DRAWING NO RESTRICTED TO										
		3 PLC ± -		114-13172												
		4 PLC ± -		WEIGHT		A200779C-1586039-										
		ANGLES ±		-												
MATERIAL		FINISH														
																
CUSTOMER DRAWING					SCALE		N/A		SHEET		1 of 1		REV		B5	

Mouser Electronics

Authorized Distributor

Click to View Pricing, Inventory, Delivery & Lifecycle Information:

[TE Connectivity:](#)

[1-1586039-6](#)