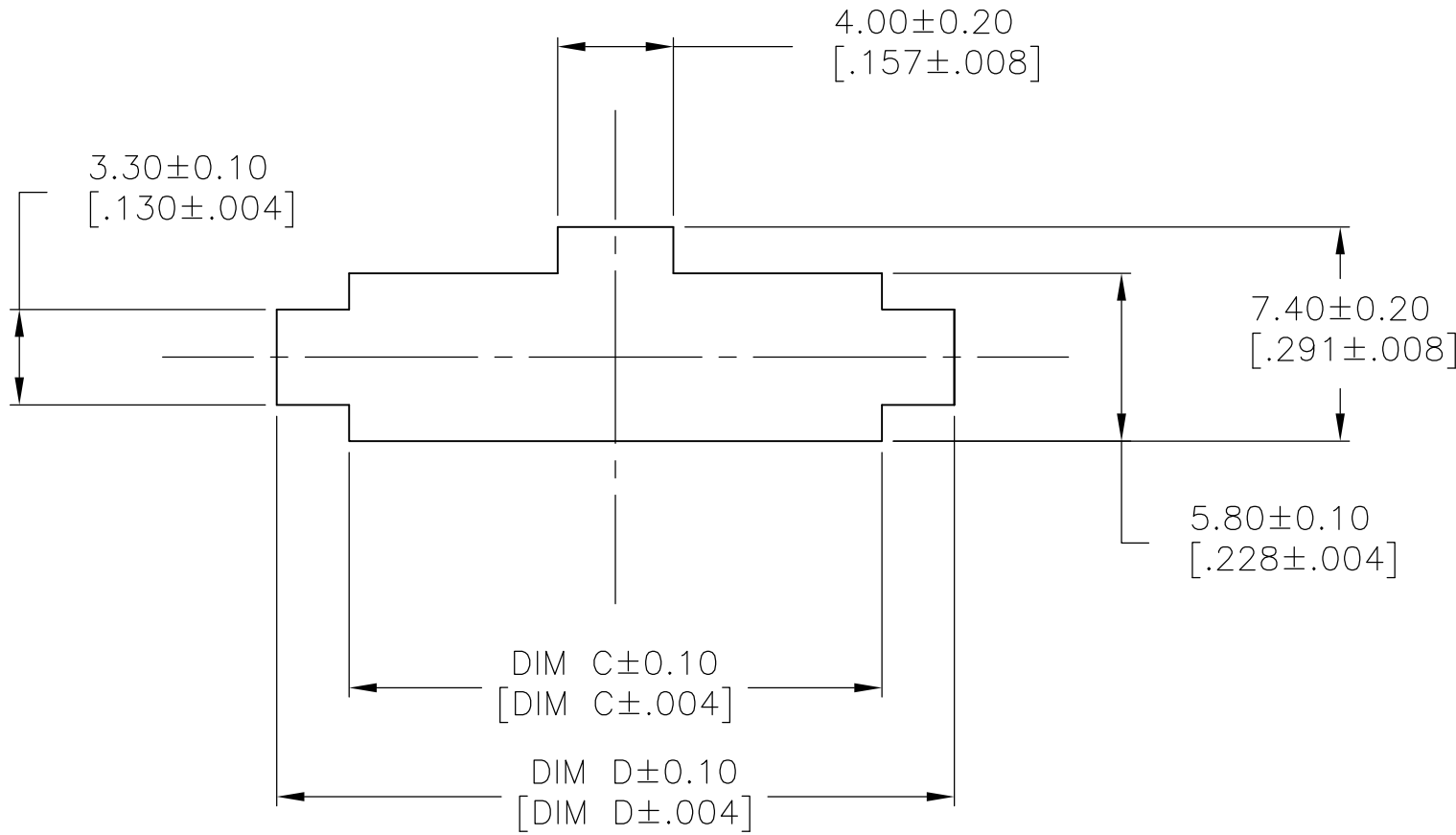
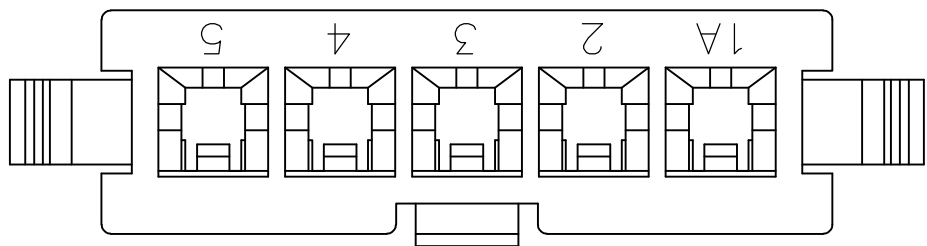
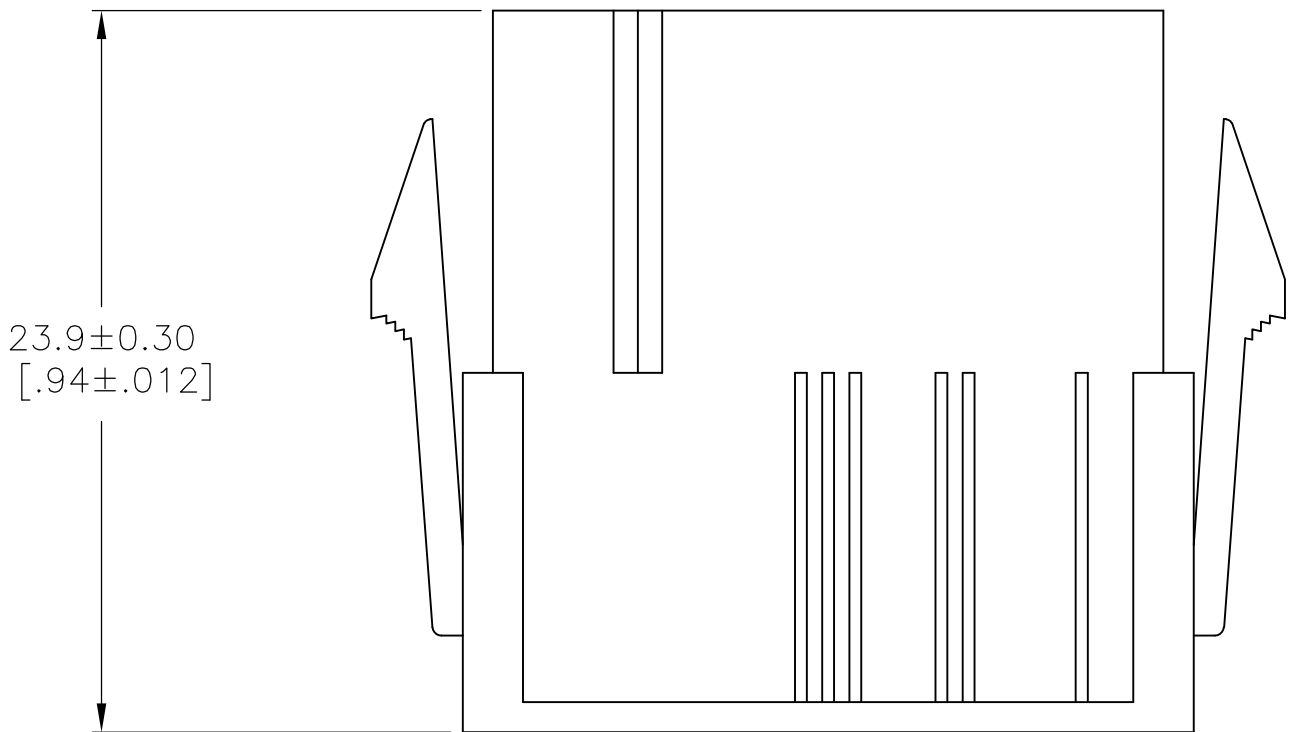
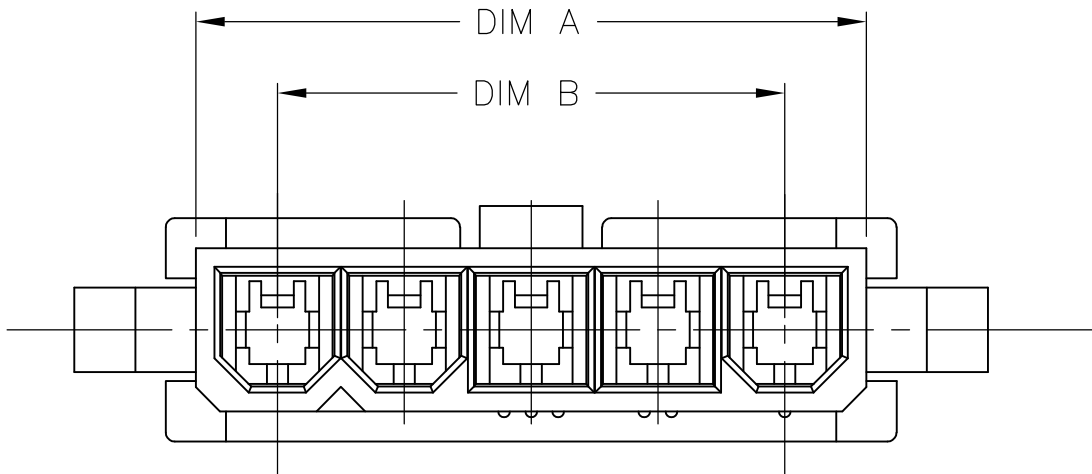
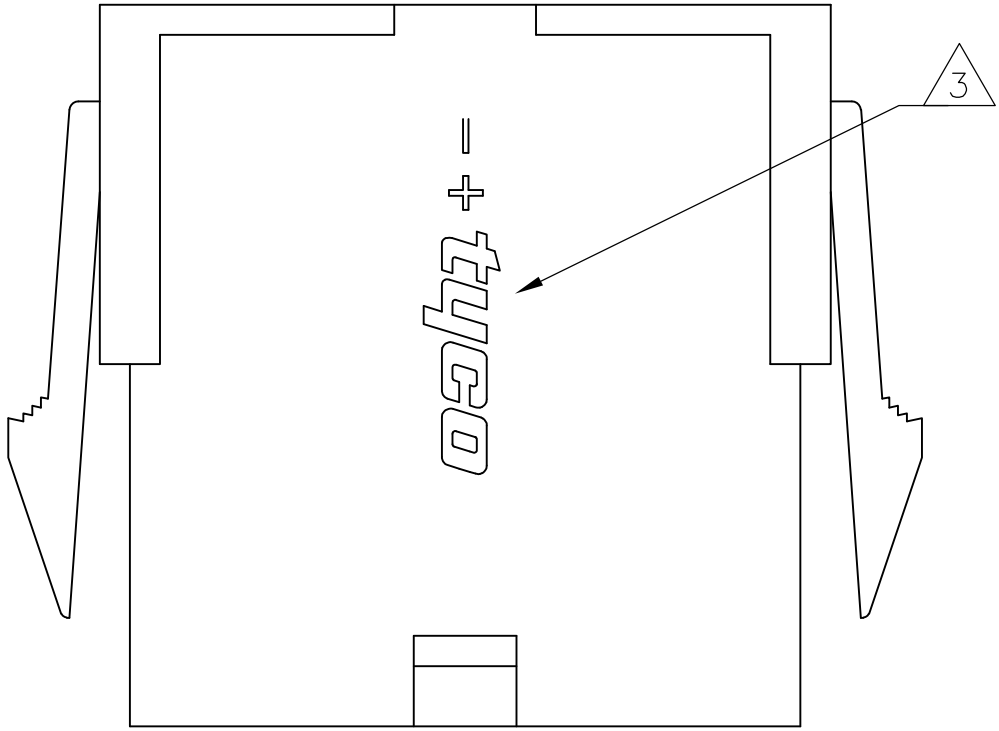
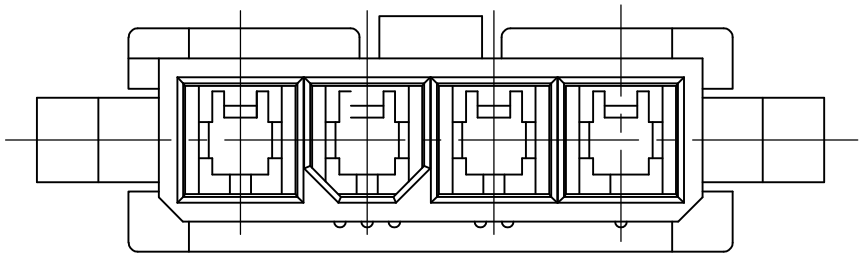
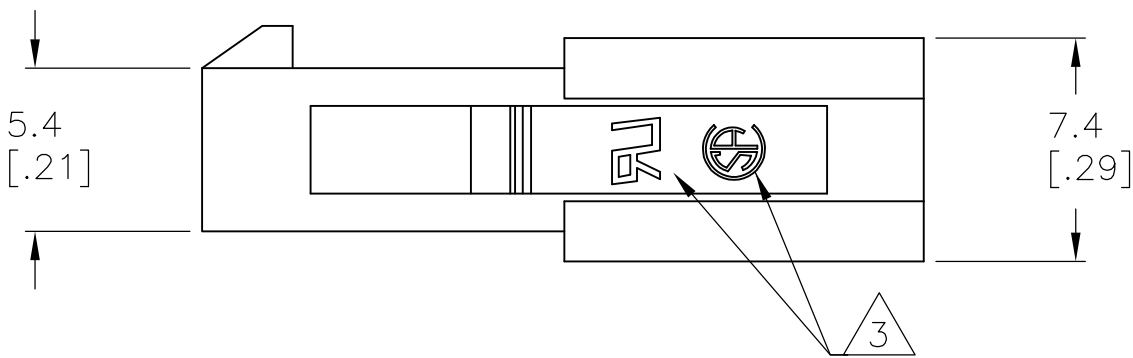


LOC	DIST	REVISIONS					
CM	00	P	LTR	DESCRIPTION	DATE	DWN	APVD
			C	REVISED PER ECO-08-014350	10JUN08	HMR	CC



RECOMMENDED CUT-OUT FOR 2.00 [mm] (.079 [inches]) MAX THICK PANEL



4 POSITION MATING FACE
(FOR POLARIZATION IDENTIFICATION)

- 1 MATERIAL: NYLON 66 UL94V-2.
- 2 PANEL SHOULD BE PUNCHED IN THE DIRECTION OF CONNECTOR INSERTION.
- 3 TE LOGO, UL LOGO, AND CSA LOGO - SIZE, LOCATION, AND ORIENTATION OPTIONAL.

27.6 [1.09]	22.6 [.89]	16.8 [.66]	22.2 [.87]	5	1586022-5
23.4 [.92]	18.4 [.72]	12.6 [.50]	18.0 [.71]	4	1586022-4
DIM D	DIM C	DIM B	DIM A	POS	PART NUMBER

METRIC

THIS DRAWING IS A CONTROLLED DOCUMENT.		DWN S. HOOVER 08SEP03	<div><div>Tyco Electronics</div><div>Tyco Electronics Corporation Harrisburg, PA 17105-3608</div></div>			
DIMENSIONS: mm [INCHES]		CHK D. COLEY 08SEP03				
		APVD D. COLEY 08SEP03	NAME PLUG, PANEL MOUNT, SINGLE ROW VAL-U-LOK(TM)			
		PRODUCT SPEC				
TOLERANCES UNLESS OTHERWISE SPECIFIED:		APPLICATION SPEC				
0 PLC ± -		WEIGHT -	SIZE A2	CAGE CODE 00779	DRAWING NO C=1586022	RESTRICTED TO -
1 PLC ± 0.1 [.04]						
2 PLC ± -						
3 PLC ± -						
4 PLC ± -						
ANGLES ± -						
FINISH -						
MATERIAL 1						
CUSTOMER DRAWING				SCALE 4:1	SHEET 1 of 1	REV C

Mouser Electronics

Authorized Distributor

Click to View Pricing, Inventory, Delivery & Lifecycle Information:

[TE Connectivity:](#)

[1586022-4](#)