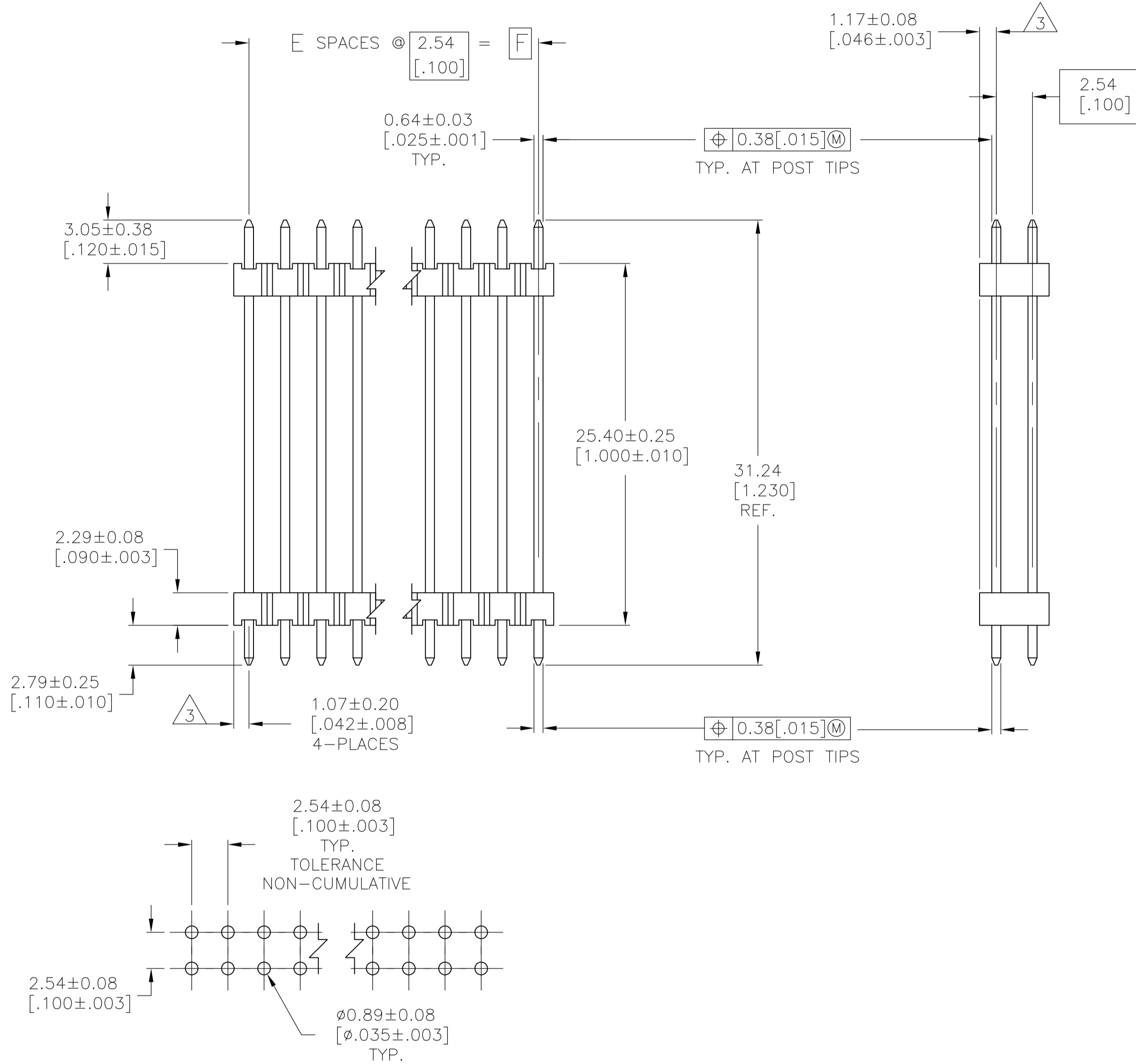
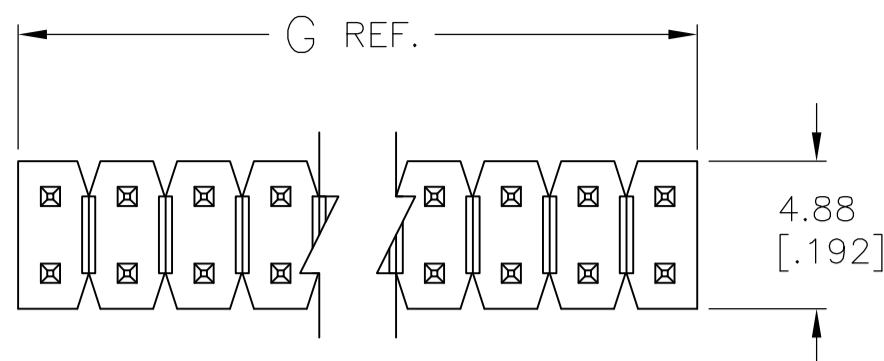











































































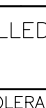




LOC	DIST	REVISIONS					
AD	39	P	LTR	DESCRIPTION	DATE	DWN	APVD
			A1	REVISED PER ECO-11-004820	11MAR11	RK	HMR






RECOMMENDED HOLE LAYOUT

1. ASSEMBLY MAY BE BROKEN TO THE DESIRED NUMBER OF POSITIONS
2. TRUE POSITION TOLERANCE OF THE POST TIPS APPLIES WHEN THE HEADER IS HELD FLAT AGAINST THE PRINTED CIRCUIT BOARD
3. THE NOTED DIMENSIONS APPLY AT THE INTERSECTION OF THE POST AND HOUSING
4. HOUSING: FLAME RETARDANT THERMOPLASTIC; COLOR: BLACK.
5. FINISH: 0.00254-0.00508 [.000100-.000200] BRIGHT TIN-LEAD OVER 0.00127 [.000050] NICKEL ENTIRE POST.
6. FINISH: 0.00254-0.00508 [.000100-.000200] MATTE TIN OVER 0.00127 [.000050] NICKEL ENTIRE POST.

	101.19 [3.984]	99.06 [3.900]	39	80	9-146502-0
	98.65 [3.884]	96.52 [3.800]	38	78	8-146502-9
	96.11 [3.784]	93.98 [3.700]	37	76	8-146502-8
	93.57 [3.684]	91.44 [3.600]	36	74	8-146502-7
	91.03 [3.584]	88.90 [3.500]	35	72	8-146502-6
	88.49 [3.484]	86.36 [3.400]	34	70	8-146502-5
	85.95 [3.384]	83.82 [3.300]	33	68	8-146502-4
	83.41 [3.284]	81.28 [3.200]	32	66	8-146502-3
	80.87 [3.184]	78.74 [3.100]	31	64	8-146502-2
	78.33 [3.084]	76.20 [3.000]	30	62	8-146502-1
	75.79 [2.984]	73.66 [2.900]	29	60	8-146502-0
	73.25 [2.884]	71.12 [2.800]	28	58	7-146502-9
	70.71 [2.784]	68.58 [2.700]	27	56	7-146502-8
	68.17 [2.684]	66.04 [2.600]	26	54	7-146502-7
	65.63 [2.584]	63.50 [2.500]	25	52	7-146502-6
	63.09 [2.484]	60.96 [2.400]	24	50	7-146502-5
	60.55 [2.384]	58.42 [2.300]	23	48	7-146502-4
	58.01 [2.284]	55.88 [2.200]	22	46	7-146502-3
	55.47 [2.184]	53.34 [2.100]	21	44	7-146502-2
	52.93 [2.084]	50.80 [2.000]	20	42	7-146502-1
	50.39 [1.984]	48.26 [1.900]	19	40	7-146502-0
	47.85 [1.884]	45.72 [1.800]	18	38	6-146502-9
	45.31 [1.784]	43.18 [1.700]	17	36	6-146502-8
	42.77 [1.684]	40.64 [1.600]	16	34	6-146502-7
	40.23 [1.584]	38.10 [1.500]	15	32	6-146502-6
	37.69 [1.484]	35.56 [1.400]	14	30	6-146502-5
	35.15 [1.384]	33.02 [1.300]	13	28	6-146502-4
	32.61 [1.284]	30.48 [1.200]	12	26	6-146502-3
	30.07 [1.184]	27.94 [1.100]	11	24	6-146502-2
	27.53 [1.084]	25.40 [1.000]	10	22	6-146502-1
	24.99 [.984]	22.86 [.900]	9	20	6-146502-0
	22.45 [.884]	20.32 [.800]	8	18	5-146502-9
	19.91 [.784]	17.78 [.700]	7	16	5-146502-8
	17.37 [.684]	15.24 [.600]	6	14	5-146502-7
	14.83 [.584]	12.70 [.500]	5	12	5-146502-6
	12.29 [.484]	10.16 [.400]	4	10	5-146502-5
	9.75 [.384]	7.62 [.300]	3	8	5-146502-4
	7.21 [.284]	5.08 [.200]	2	6	5-146502-3
	4.67 [.184]	2.54 [.100]	1	4	5-146502-2
	2.13 [.084]	-	-	2	5-146502-1
PLATING	G	F	E	NO. OF POSITIONS	PART NUMBER

	101.19 [3.984]	99.06 [3.900]	39	80	4-146502-0
	98.65 [3.884]	96.52 [3.800]	38	78	3-146502-9
	96.11 [3.784]	93.98 [3.700]	37	76	3-146502-8
	93.57 [3.684]	91.44 [3.600]	36	74	3-146502-7
	91.03 [3.584]	88.90 [3.500]	35	72	3-146502-6
	88.49 [3.484]	86.36 [3.400]	34	70	3-146502-5
	85.95 [3.384]	83.82 [3.300]	33	68	3-146502-4
	83.41 [3.284]	81.28 [3.200]	32	66	3-146502-3
	80.87 [3.184]	78.74 [3.100]	31	64	3-146502-2
	78.33 [3.084]	76.20 [3.000]	30	62	3-146502-1
	75.79 [2.984]	73.66 [2.900]	29	60	3-146502-0
	73.25 [2.884]	71.12 [2.800]	28	58	2-146502-9
	70.71 [2.784]	68.58 [2.700]	27	56	2-146502-8
	68.17 [2.684]	66.04 [2.600]	26	54	2-146502-7
	65.63 [2.584]	63.50 [2.500]	25	52	2-146502-6
	63.09 [2.484]	60.96 [2.400]	24	50	2-146502-5
	60.55 [2.384]	58.42 [2.300]	23	48	2-146502-4
	58.01 [2.284]	55.88 [2.200]	22	46	2-146502-3
	55.47 [2.184]	53.34 [2.100]	21	44	2-146502-2
	52.93 [2.084]	50.80 [2.000]	20	42	2-146502-1
	50.39 [1.984]	48.26 [1.900]	19	40	2-146502-0
	47.85 [1.884]	45.72 [1.800]	18	38	1-146502-9
	45.31 [1.784]	43.18 [1.700]	17	36	1-146502-8
	42.77 [1.684]	40.64 [1.600]	16	34	1-146502-7
	40.23 [1.584]	38.10 [1.500]	15	32	1-146502-6
	37.69 [1.484]	35.56 [1.400]	14	30	1-146502-5
	35.15 [1.384]	33.02 [1.300]	13	28	1-146502-4
	32.61 [1.284]	30.48 [1.200]	12	26	1-146502-3
	30.07 [1.184]	27.94 [1.100]	11	24	1-146502-2
	27.53 [1.084]	25.40 [1.000]	10	22	1-146502-1
	24.99 [.984]	22.86 [.900]	9	20	1-146502-0
	22.45 [.884]	20.32 [.800]	8	18	146502-9
	19.91 [.784]	17.78 [.700]	7	16	146502-8
	17.37 [.684]	15.24 [.600]	6	14	146502-7
	14.83 [.584]	12.70 [.500]	5	12	146502-6
	12.29 [.484]	10.16 [.400]	4	10	146502-5
	9.75 [.384]	7.62 [.300]	3	8	146502-4
	7.21 [.284]	5.08 [.200]	2	6	146502-3
	4.67 [.184]	2.54 [.100]	1	4	146502-2
	2.13 [.084]	-	-	2	146502-1
PLATING	G	F	E	NO. OF POSITIONS	PART NUMBER

THIS DRAWING IS A CONTROLLED DOCUMENT.		DWG. E BRANDBERG 11-NOV-96		 TE Connectivity	
		CHK. G. DUBNICKI 11-NOV-96			
DIMENSIONS:		APVD. G. DUBNICKI 11-NOV-96		NAME	
mm [INCHES]		PRODUCT SPEC		HEADER ASSEMBLY, MOD II, STACKING, DOUBLE ROW, .025 SO. POST, UNSHROUDED	
		0 P/LC ± — 1 P/LC ± — 2 P/LC ± 0.51[.02] 3 P/LC ± 0.127[.005] 4 P/LC ± 0.0127[.0005] ANGLES FINISH		APPLICATION SPEC	
MATERIAL		WEIGHT —		SIZE CAGE CODE DRAWING NO. RESTRICTED TO	
 SEE TABLE		A1 00779		C146502 —	
CUSTOMER DRAWING		SCALE 4:1		SHEET 1 OF 1 REV A1	

Mouser Electronics

Authorized Distributor

Click to View Pricing, Inventory, Delivery & Lifecycle Information:

[TE Connectivity:](#)

[146502-3](#)