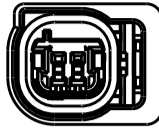


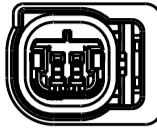
THIS DRAWING IS UNPUBLISHED.

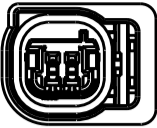
RELEASED FOR PUBLICATION

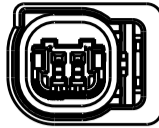
© COPYRIGHT 20

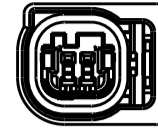
BY TYCO ELECTRONICS CORPORATION. ALL RIGHTS RESERVED.

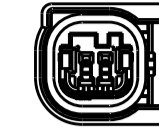
  
KEY "A"  
SCALE 1:1

  
KEY "B"  
SCALE 1:1

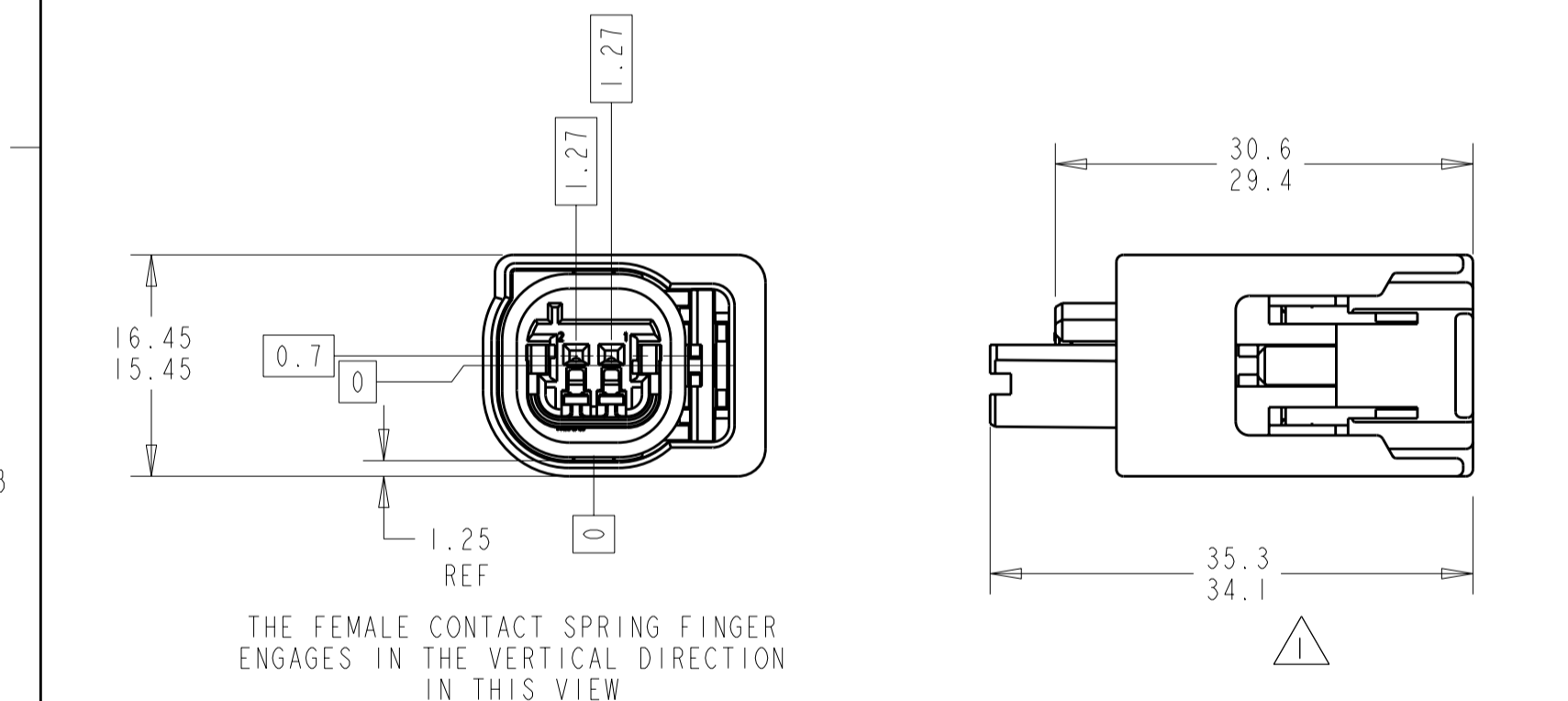
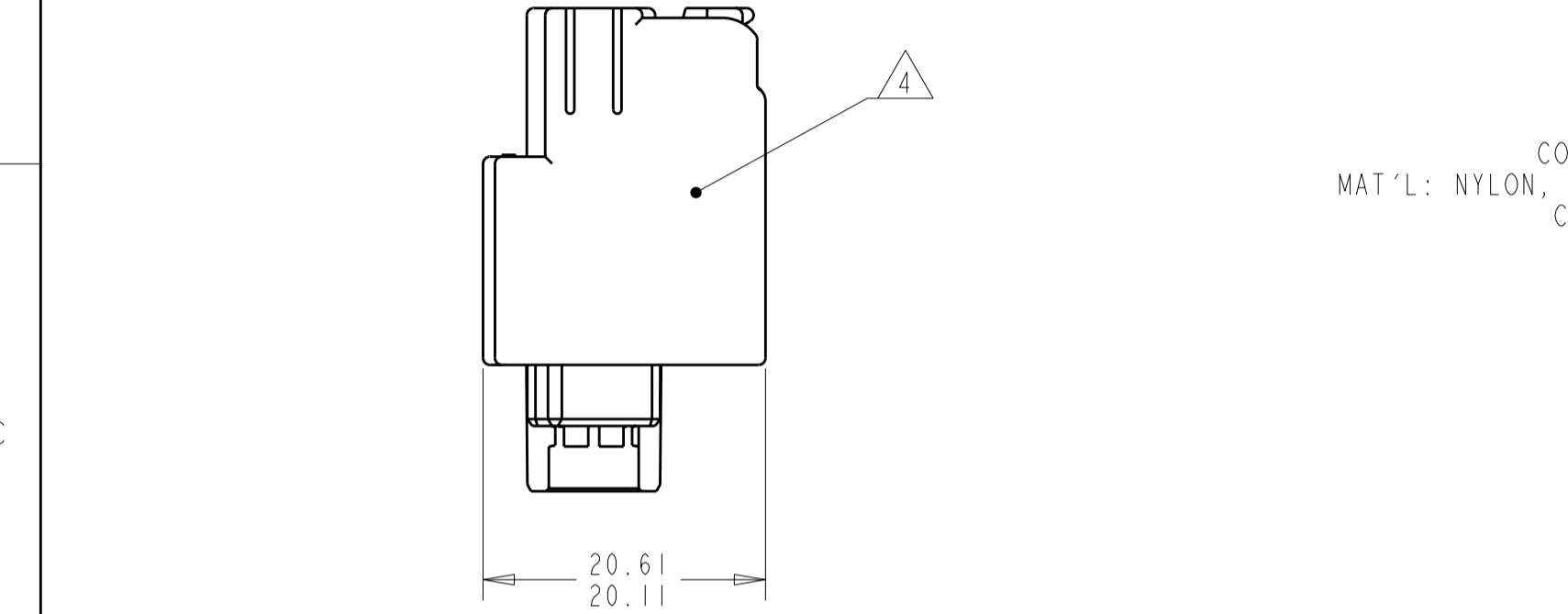
  
KEY "C"  
SCALE 1:1

  
KEY "X"  
SCALE 1:1

  
KEY "D"  
SCALE 1:1

  
KEY "E"  
SCALE 1:1

KEYING CONFIGURATION



- 1

TPA SHOWN IN OPEN POSITION.
- 2

A "X" IN THIS TABLE INDICATES THAT THE CIRCUIT IS BLOCKED AND WILL NOT ALLOW INSERTION OF TERMINAL. A "-" INDICATES THAT INSERTION OF TERMINAL CAN OCCUR.
- 3

PART NUMBER 1438426-1 SHOWN.
- 4

AMP PART NUMBER AND DATE CODE MARKED IN THIS GENERAL LOCATION.
- 5

FOR SAFTY SYSTEM INNER & OUTER HOUSING COLOR: YELLOW.
- 6

INNER & OUTER HOUSING COLOR: BLACK.
- 7

INNER & OUTER HOUSING COLOR: GRAY.
8. TERMINALS SOLD SEPARATELY. SEE TYCO ELECTRONICS RECOMMENDED PART NUMBER 1326028 (GOLD PLATED) OR 638551 (TIN PLATED) FOR TERMINATION AND REELING OPTIONS.

FORCE REQUIREMENT	MIN(N)	MAX(N)
TPA ENGAGE PRESET TO FULL INSTALL	5	55
TPA DISENGAGE FULL TO PRESET	15	60
TPA REMOVAL FROM HOUSING	15	-
CPA ENGAGE PRESET TO LOCKED POSITION	-	30
CPA DISENGAGE LOCKED TO PRESET	-	30
CPA REMOVAL FROM HOUSING	15	-

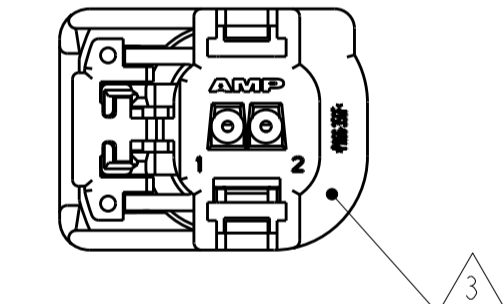
CONNECTOR HOUSING  
MAT'L: NYLON, 25% MAX REGRIND  
COLOR: SEE TABLE

CONNECTOR SEAL  
MAT'L: SILICONE RUBBER  
COLOR: BLUE

WIRE SEAL  
MAT'L: SILICONE RUBBER  
COLOR: BLUE

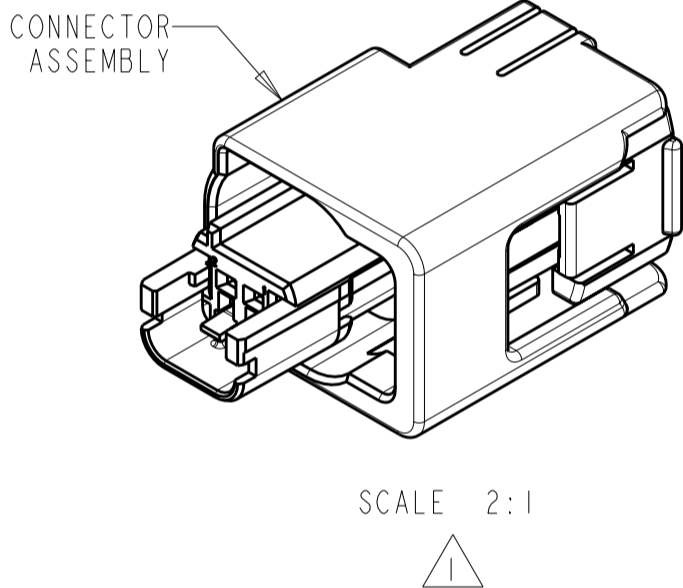
TPA  
MAT'L: NYLON, 25% MAX REGRIND  
COLOR: RED

SCALE 2:1












PROTECTIVE COVER  
MAT'L: NYLON, 25% MAX REGRIND  
COLOR: SEE TABLE

CPA  
MAT'L: PBT, 25% MAX REGRIND  
COLOR: RED



LOC	DIST	REVISIONS					
		P	LTR	DESCRIPTION	DATE	DWN	APVD
GE	00		O	RELEASED PER EC 0K80-0169-03	20JUN2003	DJA	TMS
			A	ADDED: -21 PER EC 0K80-0180-04	02JUN2004	DLD	CJS
			A1	REVISED PER ECO-07-025000	01NOV2007	DLD	CJS
			A2	REVISED PER ECO-08-018575	30JUL2008	DLD	CJS

	X	X	A	2-1438426-1
	-	-	X	1438426-7
	-	-	E	1438426-6
	-	-	D	1438426-5
	-	-	C	1438426-4
	-	-	B	1438426-3
	X	-	A	1438426-2
	-	-	A	1438426-1
NOTES	CIRCUIT 2	CIRCUIT 1	KEY CONFIGURATION (DRAWING ZONE D3)	PART NUMBER
	USED CIRCUIT PATTERN			
				

THIS DRAWING IS A CONTROLLED DOCUMENT FOR TYCO ELECTRONICS CORPORATION. IT IS SUBJECT TO CHANGE AND THE CONTROLLING ENGINEERING ORGANIZATION SHOULD BE CONTACTED FOR THE LATEST REVISION.

DWN  
D. AHERON  
CHK  
M. SHORE  
APVD  
M. SHORE

11JUN03  
11JUN03  
11JUN03

Tyco Electronics  
Harrisburg, PA 17105-3608

NAME  
CONNECTOR ASSEMBLY,  
FEMALE, 2 POSITION SEALED,  
0.64mm

SIZE  
A2

CAGE CODE  
00779

DRAWING NO  
1438426

RESTRICTED TO  
-

PRODUCT SPEC  
-

APPLICATION SPEC  
SAE/USCAR-2 8/97

WEIGHT  
-

CUSTOMER DRAWING

SCALE  
2:1

SHEET  
1

OF  
1

REV  
A2

# Mouser Electronics

Authorized Distributor

Click to View Pricing, Inventory, Delivery & Lifecycle Information:

[TE Connectivity:](#)

[1438426-3](#)