

4

3

2

1

THIS DRAWING IS UNPUBLISHED.

RELEASED FOR PUBLICATION

© COPYRIGHT - BY TYCO ELECTRONICS CORPORATION. ALL RIGHTS RESERVED.

LOC

DIST

REVISIONS

AF

50

P

LTR

DESCRIPTION

DATE

DWN

APVD

B

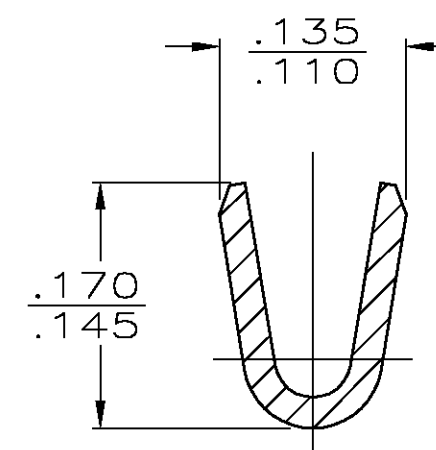
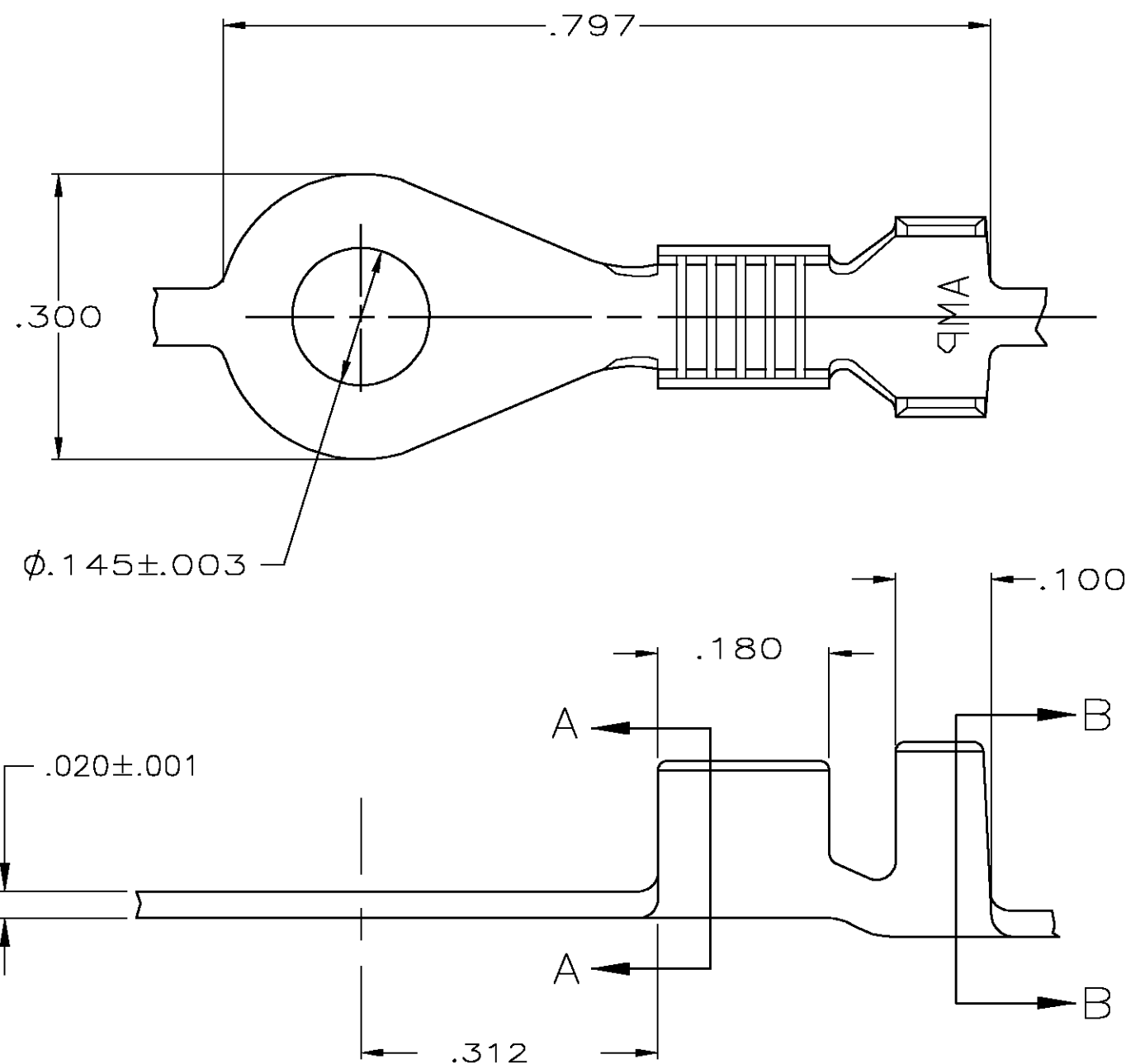
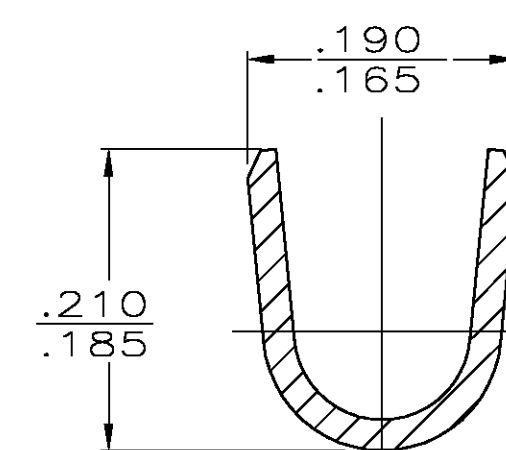
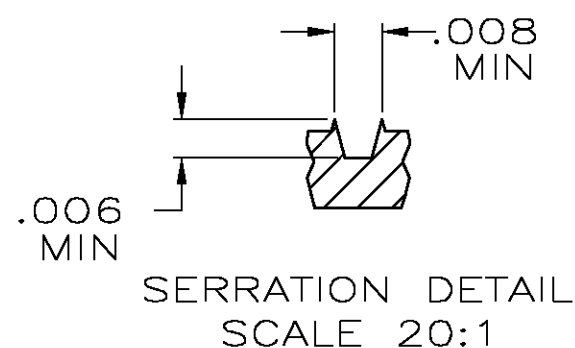
REL PER 0G3A-0955-04

10DEC04

JR

DD

- 1 CONTINUOUS STRIP ON REELS
- 2 WIRE RANGE IS #18-#14 MAGNET.
- 3 INSULATION RANGE IS .100-.140 DIA.

SECTION A-A
SCALE 8:1SECTION B-B
SCALE 8:1

1217730-1

PART NO.

THIS DRAWING IS A CONTROLLED DOCUMENT.

DWN JR RUTH 08OCT01

CHK D DECKER 08OCT01

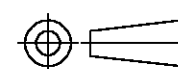
APVD D DECKER 08OCT01

PRODUCT SPEC

APPLICATION SPEC

WEIGHT -

CUSTOMER DRAWING

DIMENSIONS:
INCHESTOLERANCES UNLESS
OTHERWISE SPECIFIED:

0 PLC	± -
1 PLC	± -
2 PLC	± -
3 PLC	± .010
4 PLC	± -
ANGLES	± -

MATERIAL
081 BRASS

FINISH -

tyco
Electronics
Tyco Electronics Corporation
Harrisburg, Pa 17105-3608

NAME

RING TERMINAL

SIZE

CAGE CODE

DRAWING NO

RESTRICTED TO

A3

00779

C-1217730

SCALE 5:1

SHEET 1 OF 1

REV B

Mouser Electronics

Authorized Distributor

Click to View Pricing, Inventory, Delivery & Lifecycle Information:

[TE Connectivity:](#)

[1217730-1](#)