




- NOTES:
1. CAPTURED CENTER CONTACT
 2. FREQ. RANGE: DC-18.0 GHz
 3. VSWR: 1.03 +.004 f(GHz) (MAX)

.XXX = in
XX.X = mm (REF)

REVISIONS			
REV	DESCRIPTION	DATE	APPROVED
01 ₁	REVISED	5/14/98	 3/31/99
B	PER EC 0U20-0116-01-03	13NOV01	 13NOV01

CONT. FINGERS (x2)	STAINLESS STEEL PER ASTM-A484 AND ASTM-A582, TYPE 303	N/A
HOUSING COUPLING NUT SLIDE ASS'Y	STAINLESS STEEL PER ASTM-A484 AND ASTM-A582, TYPE 303	ELECTRO-POLISHED
HOUSING	STAINLESS STEEL PER ASTM-A484 AND ASTM-A582, TYPE 303	PASSIVATE PER QQ-P-35
DIELECTRIC	PTFE FLUOROCARBON PER ASTM-D-1457	N/A
CONTACT EXT.	BERYLLIUM COPPER PER ASTM-B-196 OR ASTM-B-197, ALLOY C17300, CONDITION H	GOLD PLATE PER MIL-G-45204
CENTER CONTACT	BRASS PER ASTM-B-16, HALF HARD	GOLD PLATE PER MIL-G-45204
COMPONENT	MATERIAL	FINISH

UNLESS OTHERWISE SPECIFIED DIMENSIONS ARE IN INCHES			DRAWN BY CD		DATE 6/30/82	 AMP Incorporated 140 Fourth Avenue Waltham, MA 02451-7599			
FRAC. DEC. ANGLES ± 1/64 ±.020 ± 1°			CHECKED BY PCV		7/1/82				
			APPD BY WK		7/2/82				
These drawings and specifications are the property of AMP Interconnect Div. and shall not be reproduced or copied or used in whole or in part as the basis for the manufacture or sale of item(s) without written permission.			USE ASSY PROCEDURE NO. A.P. <u>N/A</u>			TITLE 7mm PRECISION TO "OSP" JACK ADAPTER			
						SIZE B	CODE IDENT NO. 26805	4582-2700-00	REV 01 ₁
						SCALE 4:1		SHEET 1 OF 1	

CUSTOMER DRAWING

AMP PART # 1059720-1
SHEET 1 OF 1 REV B

Mouser Electronics

Authorized Distributor

Click to View Pricing, Inventory, Delivery & Lifecycle Information:

[TE Connectivity:](#)

[1059720-1](#)