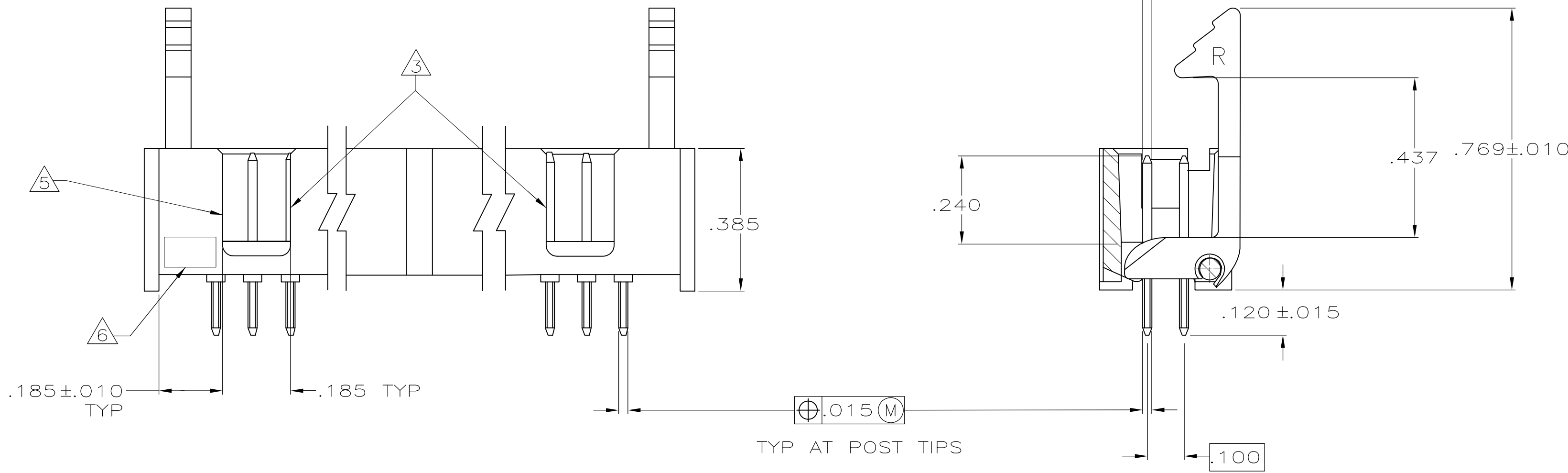
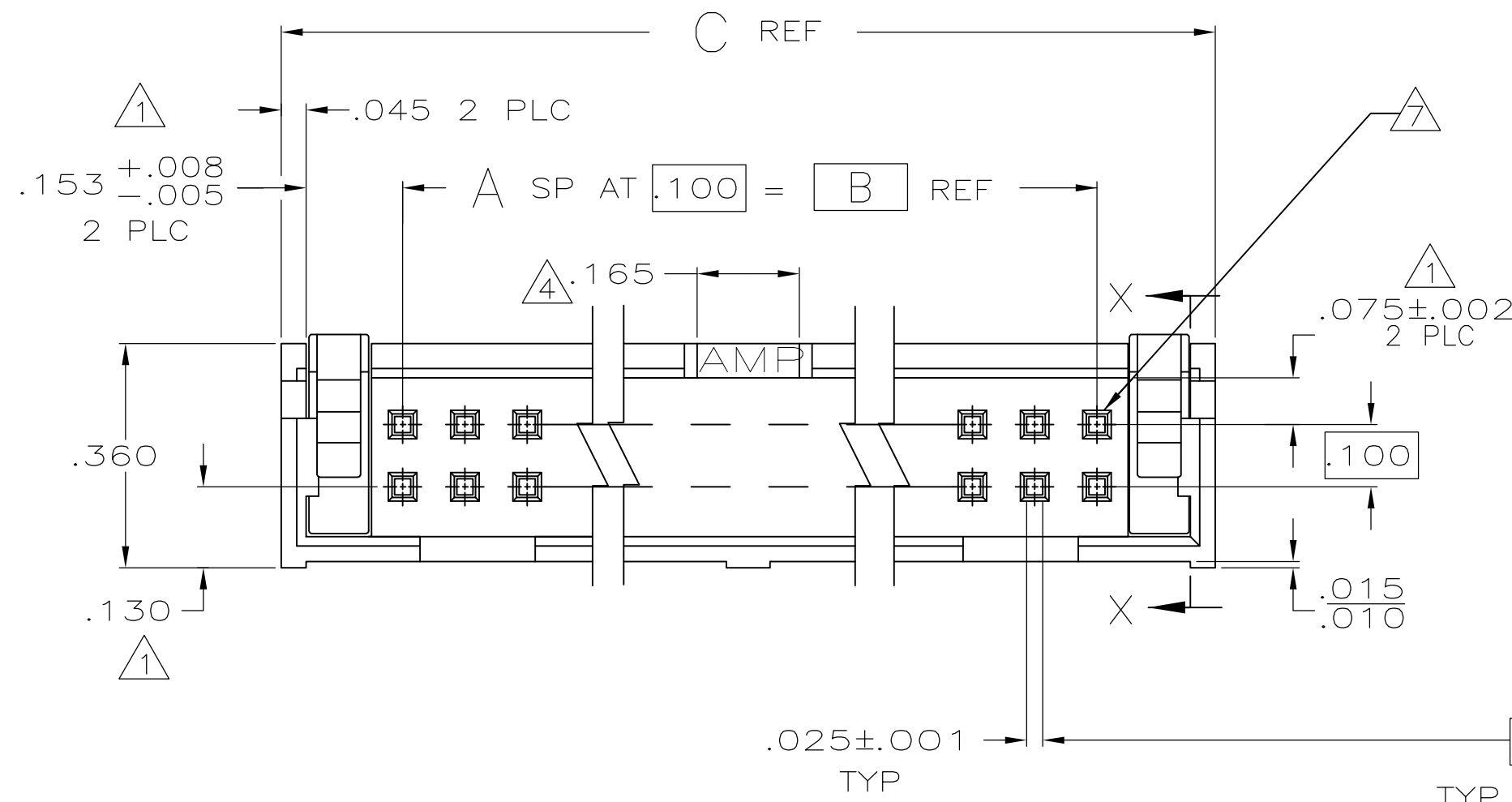
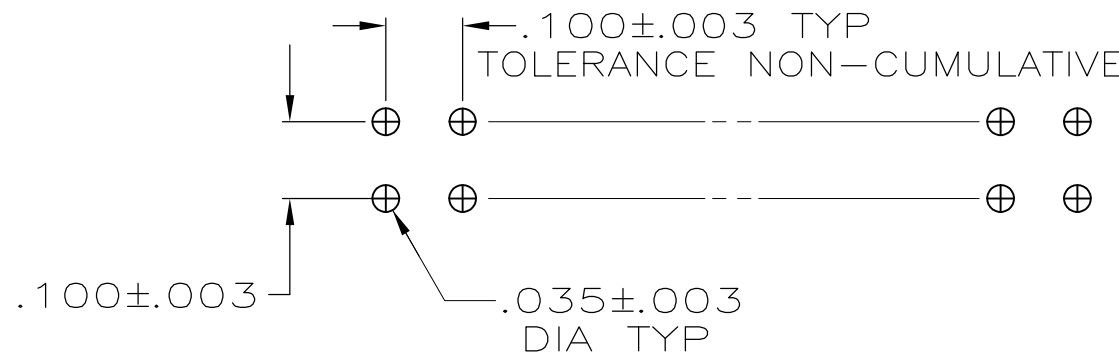


LOC	DIST	REVISIONS				
		P	LTR	DESCRIPTION	DATE	DWN   APVD
GP	00	L1		REVISED PER ECO-11-004835	11MAR11	RK   HMR



SECTION X-X  
ROTATED 90° CW



RECOMMENDED HOLE LAYOUT  
FOR MANUAL INSERTION

OBSOLETE	1.800	1.400	14	30	1-104313-2
OBSOLETE	3.300	2.900	29	60	1-104313-0
OBSOLETE	2.800	2.400	24	50	104313-9
OBSOLETE	2.500	2.100	21	44	104313-8
	2.300	1.900	19	40	104313-7
	2.000	1.600	16	34	104313-6
	1.600	1.200	12	26	104313-5
	1.300	.900	9	20	104313-4
	1.100	.700	7	16	104313-3
	1.000	.600	6	14	104313-2
	.800	.400	4	10	104313-1
	C	B	A	NO OF POSN	ASSEMBLY PART NUMBER

THIS DRAWING IS A CONTROLLED DOCUMENT.		DWN G. DOUTY	TE Connectivity	
DIMENSIONS: INCHES		CHK	NAME	
TOLERANCES UNLESS OTHERWISE SPECIFIED:		APVD	PRODUCT SPEC	
0 PLC ± -		108-40018		
1 PLC ± -		APPLICATION SPEC		
2 PLC ± .005		SIZE		
3 PLC ± -		CAGE CODE		
4 PLC ± -		DRAWING NO		
ANGLES		RESTRICTED TO		
FINISH		A1 00779 C=104313		
MATERIAL		WEIGHT		
8/9		CUSTOMER DRAWING		
2		SCALE 4:1 SHEET 1 OF 1 REV L1		

# Mouser Electronics

Authorized Distributor

Click to View Pricing, Inventory, Delivery & Lifecycle Information:

[TE Connectivity:](#)

[104313-3](#)