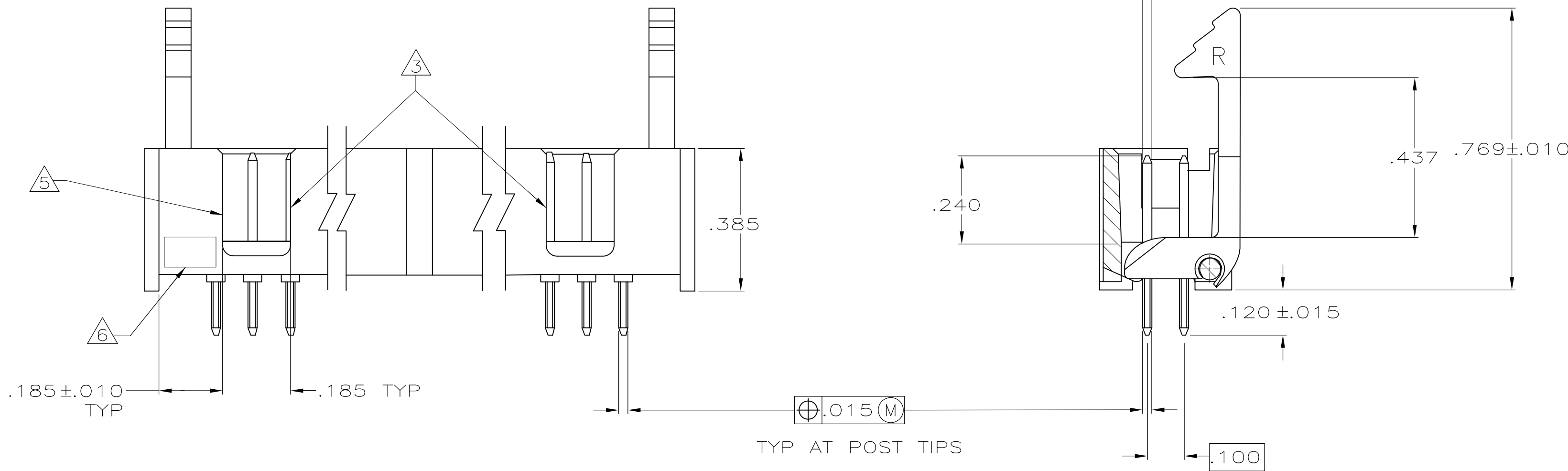
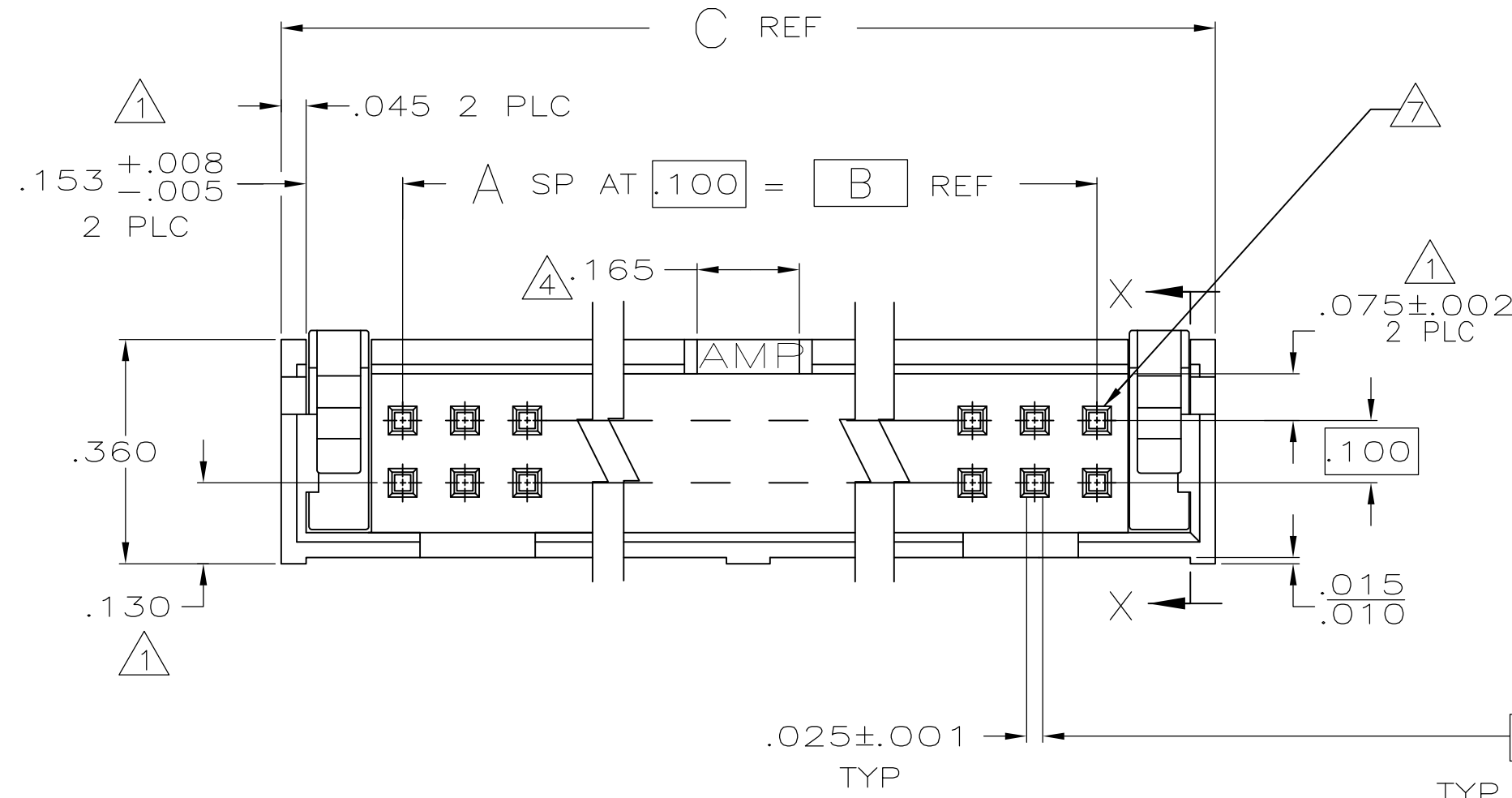
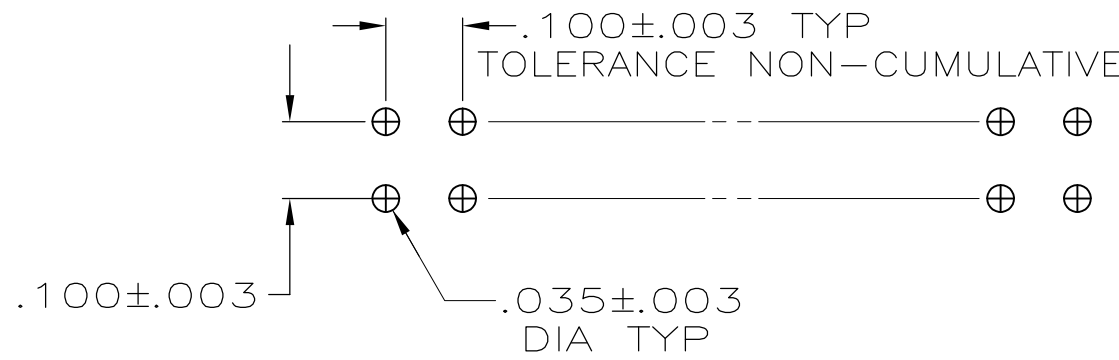


LOC	DIST	REVISIONS				
		P	LTR	DESCRIPTION	DATE	DWN APVD
GP	00	L1		REVISED PER ECO-11-004835	11MAR11	RK HMR



SECTION X-X
ROTATED 90° CW

- 1 THE NOTED DIMENSIONS APPLY AT THE INTERSECTION OF THE POST AND HOUSING
- 2 POSTS:
GOLD FLASH OVER
PALLADIUM-NICKEL PLATE, .000030 MIN TOTAL ON THE MATING SURFACES,
.000100 MIN TIN-LEAD PLATE ON THE SOLDER-TAIL,
.000050 MIN NICKEL UNDERPLATE ON THE ENTIRE POST.
OR
.000030 MIN GOLD PLATE ON THE MATING SURFACES,
.000100 MIN TIN-LEAD PLATE ON THE SOLDER-TAIL,
.000050 MIN NICKEL UNDERPLATE ON THE ENTIRE POST.
- 3 DOUBLE BAR POLARIZATION
- 4 CENTER POLARIZATION SLOT
- 5 FOR 10 POSN ASSEMBLY, SLOT OMITTED WHERE INDICATED
- 6 OPTIONAL AMP IDENTIFICATION NUMBER (DATE CODE).
LOCATION APPROXIMATELY WHERE SHOWN.
- 7 NUMBER 1 POSITION.
- 8 HOUSING: GLASS FILLED NYLON, FLAME RETARDENT, BLACK.
- 9 POSTS: BRASS



RECOMMENDED HOLE LAYOUT
FOR MANUAL INSERTION

OBSOLETE	1.800	1.400	14	30	1-104313-2
OBSOLETE	3.300	2.900	29	60	1-104313-0
OBSOLETE	2.800	2.400	24	50	104313-9
OBSOLETE	2.500	2.100	21	44	104313-8
	2.300	1.900	19	40	104313-7
	2.000	1.600	16	34	104313-6
	1.600	1.200	12	26	104313-5
	1.300	.900	9	20	104313-4
	1.100	.700	7	16	104313-3
	1.000	.600	6	14	104313-2
	.800	.400	4	10	104313-1
	C	B	A	NO OF POSN	ASSEMBLY PART NUMBER

THIS DRAWING IS A CONTROLLED DOCUMENT.		DWN G. DOUTY	-	TE Connectivity	
DIMENSIONS: INCHES		CHK	-	NAME	
TOLERANCES UNLESS OTHERWISE SPECIFIED:		APVD	-	PRODUCT SPEC 108-40018	
0 PLC \pm - 1 PLC \pm - 2 PLC \pm - 3 PLC \pm .005 4 PLC \pm - ANGLES \pm -		APPLICATION SPEC		RESTRICTED TO	
MATERIAL		WEIGHT		SIZE A1	
FINISH		CUSTOMER DRAWING		SCALE 4:1 SHEET 1 OF 1 REV L1	

Mouser Electronics

Authorized Distributor

Click to View Pricing, Inventory, Delivery & Lifecycle Information:

[TE Connectivity:](#)

[104313-6](#)