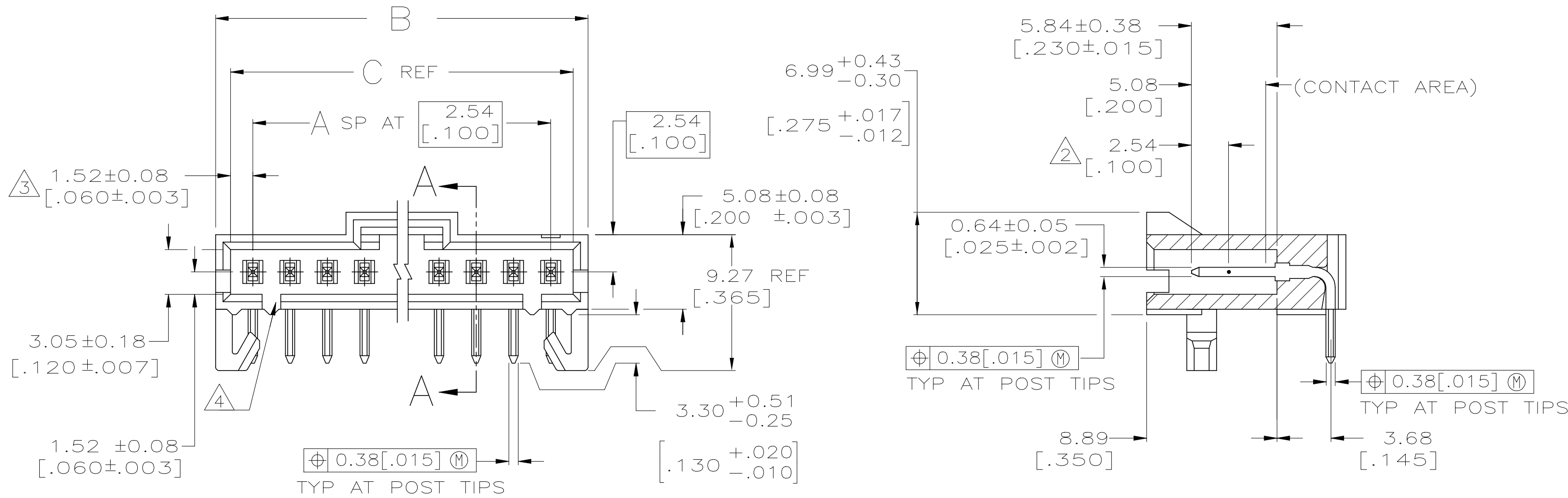
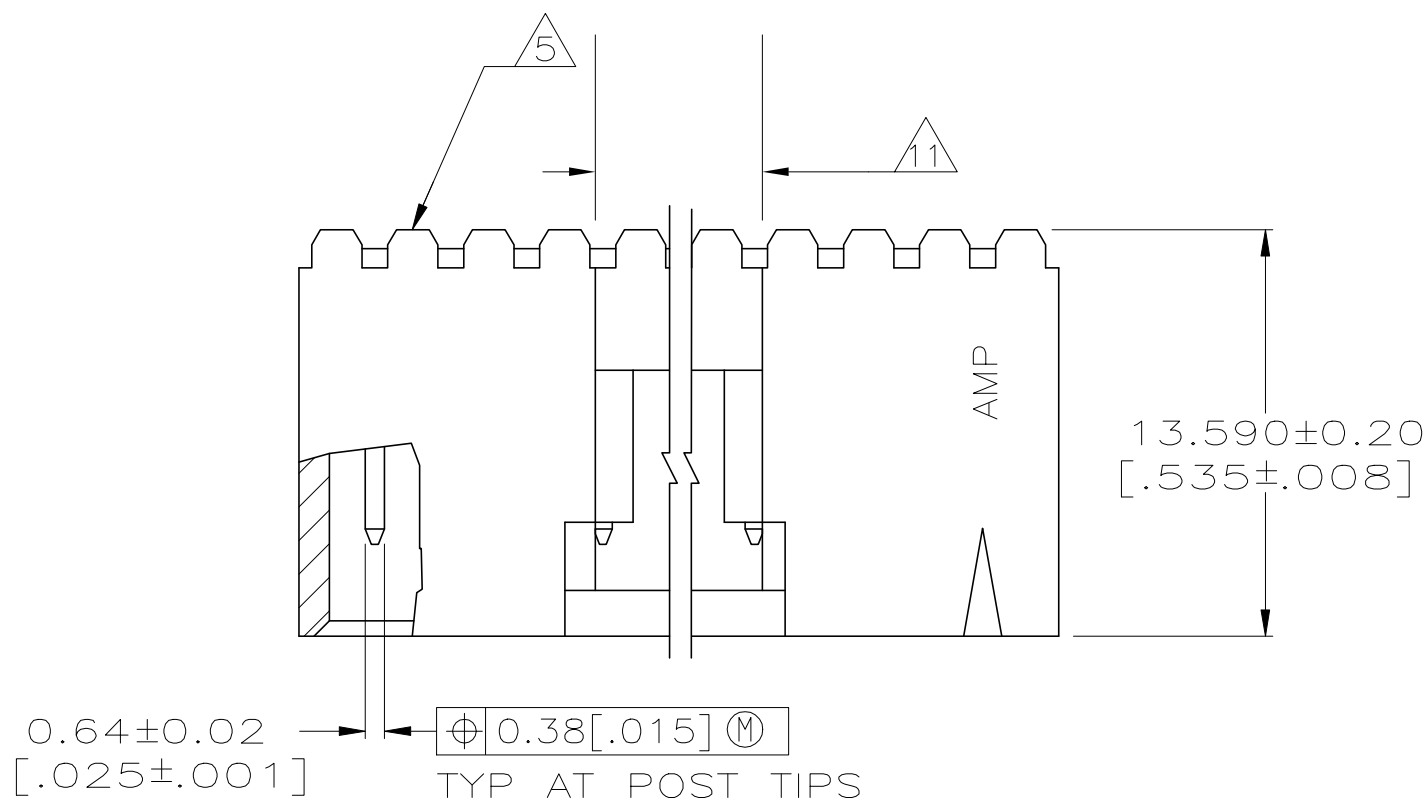
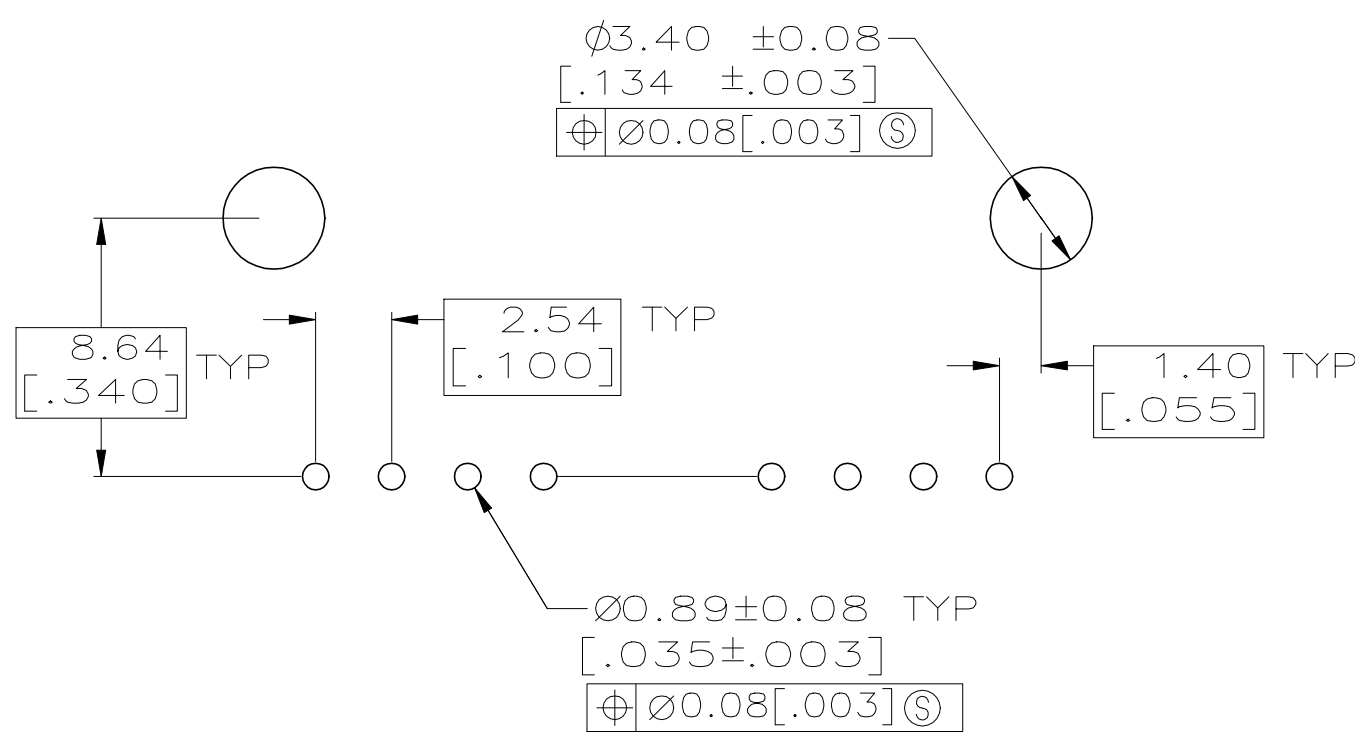


REVISIONS					
P	LTR	DESCRIPTION	DATE	DWN	APVD
	U	REVISED PER ECO-17-002583	08APR2017	RS	MM
	V	REVISED PER ECO-20-001323	17JUN2020	SM	JO



SECTION A—A



RECOMMENDED HOLE LAYOUT

- 1 .00038[.000015] GOLD IN THE CONTACT AREA, .00254[.000100] MATTE TIN-LEAD ON REMAINDER OF CONTACT, ALL OVER .00127[.000050] NICKEL.
- 2 POINT OF MEASUREMENT FOR PLATING THICKNESS.
- 3 THE NOTED DIMENSIONS APPLY AT THE INTERSECTION OF THE POST AND THE HOUSING.
- 4 ON ASSEMBLIES WITH FOUR OR MORE POSITIONS, TWO POLARIZATION SLOTS. ON ASSEMBLIES WITH TWO OR THREE POSITIONS, ONE POLARIZATION SLOT.
- 5 AMP TRADEMARK MOLDED ON THIS SURFACE.
- 6. FOR USE WITH 1.57±0.20[.062±.008] PRINTED CIRCUIT BOARD.
- 7 .00038[.000015] GOLD IN THE CONTACT AREA, .00254[.000100] MATTE TIN ON REMAINDER OF CONTACT, ALL OVER .00127[.000050] NICKEL.
- 8 PRELIMINARY PART – NOT RELEASED FOR PRODUCTION.
- 9 HIGH TEMPERATURE CONFIGURATION.
- 10 OBSOLETE PARTS: OBSOLETE CIS STREAMLINING PER D.RENAUD/D.SINISI
- 11 0.25 [.010] RECESS PERMISSIBLE IN THIS AREA FOR MOLD SHUT OFF

SEE SHEET 2 FOR PART NUMBER TABLES

THIS DRAWING IS A CONTROLLED DOCUMENT.		DWN S. SHUEY 05MAR91	TE Connectivity	
DIMENSIONS: mm [INCHES]		CHK J. GESFORD 05MAR91	NAME	
TOLERANCES UNLESS OTHERWISE SPECIFIED:		APVD J. GESFORD 05MAR91	HDR ASSY, RTANG, SINGLE ROW	
0 PLC ±		PRODUCT SPEC	2.54[.100] C/L 0.641[.025] SQ. POST,	
1 PLC ±		108-25034	WITH PLZN & HOLD DOWNS, AMPMODU MTE	
2 PLC ± 0.13[.005]		114-25026	SIZE CAGE CODE DRAWING NO	
3 PLC ±		114-25026	A1 00779 C=103673	
4 PLC ±		114-25026	RESTRICTED TO	
ANGLES ±		114-25026	SCALE 4:1	
FINISH SEE TABLE		114-25026	SHEET 1 OF 2	
MATERIAL HOUSING: FLAME RETARDANT LCP,COLOR BLACK, CONTACTS: BRASS		114-25026	REV V	
CUSTOMER DRAWING		114-25026		

8

7

6

5

4

3

2

1

THIS DRAWING IS UNPUBLISHED.

RELEASED FOR PUBLICATION

© COPYRIGHT - By - ALL RIGHTS RESERVED.

REVISIONS

P	LTR	DESCRIPTION	DATE	DWN	APVD
		SEE SHEET 1	-	-	-

△9	△7	64.01 [2.520]	65.91 [2.595]	24	25	7-103673-4	OBSOLETE	△10
△9	△7	61.47 [2.420]	63.37 [2.495]	23	24	7-103673-3		
△9	△7	58.93 [2.320]	60.83 [2.395]	22	23	7-103673-2	OBSOLETE	△10
△9	△7	56.39 [2.220]	58.29 [2.295]	21	22	7-103673-1	OBSOLETE	△10
△9	△7	53.85 [2.120]	55.75 [2.195]	20	21	7-103673-0	OBSOLETE	△10
△9	△7	51.31 [2.020]	53.21 [2.095]	19	20	6-103673-9		
△9	△7	48.77 [1.920]	50.67 [1.995]	18	19	6-103673-8	OBSOLETE	△10
△9	△7	46.23 [1.820]	48.13 [1.895]	17	18	6-103673-7	OBSOLETE	△10
△9	△7	43.69 [1.720]	45.59 [1.795]	16	17	6-103673-6		
△9	△7	41.15 [1.620]	43.05 [1.695]	15	16	6-103673-5		
△9	△7	38.61 [1.520]	40.51 [1.595]	14	15	6-103673-4		
△9	△7	36.07 [1.420]	37.97 [1.495]	13	14	6-103673-3		
△9	△7	33.53 [1.320]	35.43 [1.395]	12	13	6-103673-2	OBSOLETE	△10
△9	△7	30.99 [1.220]	32.89 [1.295]	11	12	6-103673-1		
△9	△7	28.45 [1.120]	30.35 [1.195]	10	11	6-103673-0		
△9	△7	25.91 [1.020]	27.81 [1.095]	9	10	5-103673-9		
△9	△7	23.37 [.920]	25.27 [0.995]	8	9	5-103673-8		
△9	△7	20.83 [.820]	22.73 [.895]	7	8	5-103673-7		
△9	△7	18.29 [.720]	20.19 [.795]	6	7	5-103673-6		
△9	△7	15.75 [.620]	17.65 [.695]	5	6	5-103673-5		
△9	△7	13.21 [.520]	15.11 [.595]	4	5	5-103673-4		
△9	△7	10.67 [.420]	12.57 [.495]	3	4	5-103673-3		
△9	△7	8.13 [.320]	10.03 [.395]	2	3	5-103673-2		
△9	△7	5.59 [.220]	7.49 [.295]	1	2	5-103673-1		
REMARKS	PLATING	C	B	A	NO. OF POSN	PART NO.		

△8	△7	41.15 [1.620]	43.05 [1.695]	15	16	2-103673-6		
△8	△7	18.29 [.720]	20.19 [.795]	6	7	2-103673-5		
	△1	64.01 [2.520]	65.91 [2.595]	24	25	2-103673-4		
	△1	61.47 [2.420]	63.37 [2.495]	23	24	2-103673-3		
	△1	58.93 [2.320]	60.83 [2.395]	22	23	2-103673-2	OBSOLETE	△10
	△1	56.39 [2.220]	58.29 [2.295]	21	22	2-103673-1		
	△1	53.85 [2.120]	55.75 [2.195]	20	21	2-103673-0	OBSOLETE	△10
	△1	51.31 [2.020]	53.21 [2.095]	19	20	1-103673-9		
	△1	48.77 [1.920]	50.67 [1.995]	18	19	1-103673-8	OBSOLETE	△10
	△1	46.23 [1.820]	48.13 [1.895]	17	18	1-103673-7		
	△1	43.69 [1.720]	45.59 [1.795]	16	17	1-103673-6		
	△1	41.15 [1.620]	43.05 [1.695]	15	16	1-103673-5		
	△1	38.61 [1.520]	40.51 [1.595]	14	15	1-103673-4		
	△1	36.07 [1.420]	37.97 [1.495]	13	14	1-103673-3		
	△1	33.53 [1.320]	35.43 [1.395]	12	13	1-103673-2	OBSOLETE	△10
	△1	30.99 [1.220]	32.89 [1.295]	11	12	1-103673-1		
	△1	28.45 [1.120]	30.35 [1.195]	10	11	1-103673-0		
	△1	25.91 [1.020]	27.81 [1.095]	9	10	103673-9		
	△1	23.37 [.920]	25.27 [0.995]	8	9	103673-8		
	△1	20.83 [.820]	22.73 [.895]	7	8	103673-7		
	△1	18.29 [.720]	20.19 [.795]	6	7	103673-6		
	△1	15.75 [.620]	17.65 [.695]	5	6	103673-5		
	△1	13.21 [.520]	15.11 [.595]	4	5	103673-4		
	△1	10.67 [.420]	12.57 [.495]	3	4	103673-3		
	△1	8.13 [.320]	10.03 [.395]	2	3	103673-2		
	△1	5.59 [.220]	7.49 [.295]	1	2	103673-1		
REMARKS	PLATING	C	B	A	NO. OF POSN	PART NO.		

4805 (1/15)

THIS DRAWING IS A CONTROLLED DOCUMENT.

DIMENSIONS:
mm [INCHES]

TOLERANCES UNLESS OTHERWISE SPECIFIED:

0 PLC ± -
1 PLC ± -
2 PLC ± 0.13[.005]
3 PLC ± -
4 PLC ± -
ANGLES ± -

MATERIAL:
HOUSING: FLAME RETARDENT
LOP: COLOR BLACK
CONTACTS: BRASS

FINISH:
SEE TABLE

DWN
S. SHUEY
OSMAR91

CHK
J. GESFORD
OSMAR91

APVD
J. GESFORD
OSMAR91

PRODUCT SPEC
108-25034

APPLICATION SPEC
114-25026

WEIGHT

CUSTOMER DRAWING

NAME
HDR ASSY, RTANG, SINGLE ROW
2.54[.100] C/L 0.641[.025] SQ. POST,
WITH PLZN & HOLD DOWNS, AMPMODU MTE

SIZE
A1

CAGE CODE
00779

DRAWING NO
C=103673

RESTRICTED TO
-

SCALE
4:1

SHEET
2

OF
2

REV
V

Mouser Electronics

Authorized Distributor

Click to View Pricing, Inventory, Delivery & Lifecycle Information:

[TE Connectivity:](#)

[5-103673-1](#)