

THIS DRAWING IS UNPUBLISHED.

RELEASED FOR PUBLICATION

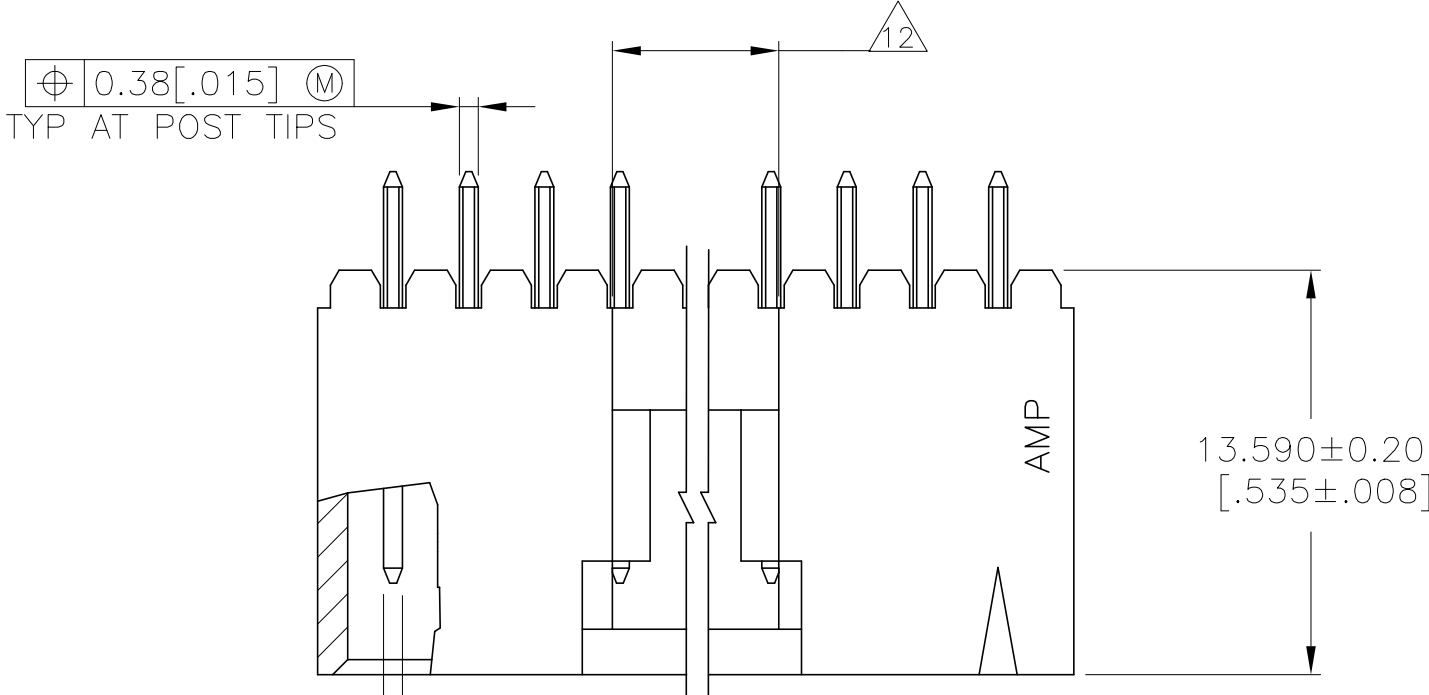
103639 , 103639

© COPYRIGHT 103639MM

ALL RIGHTS RESERVED.

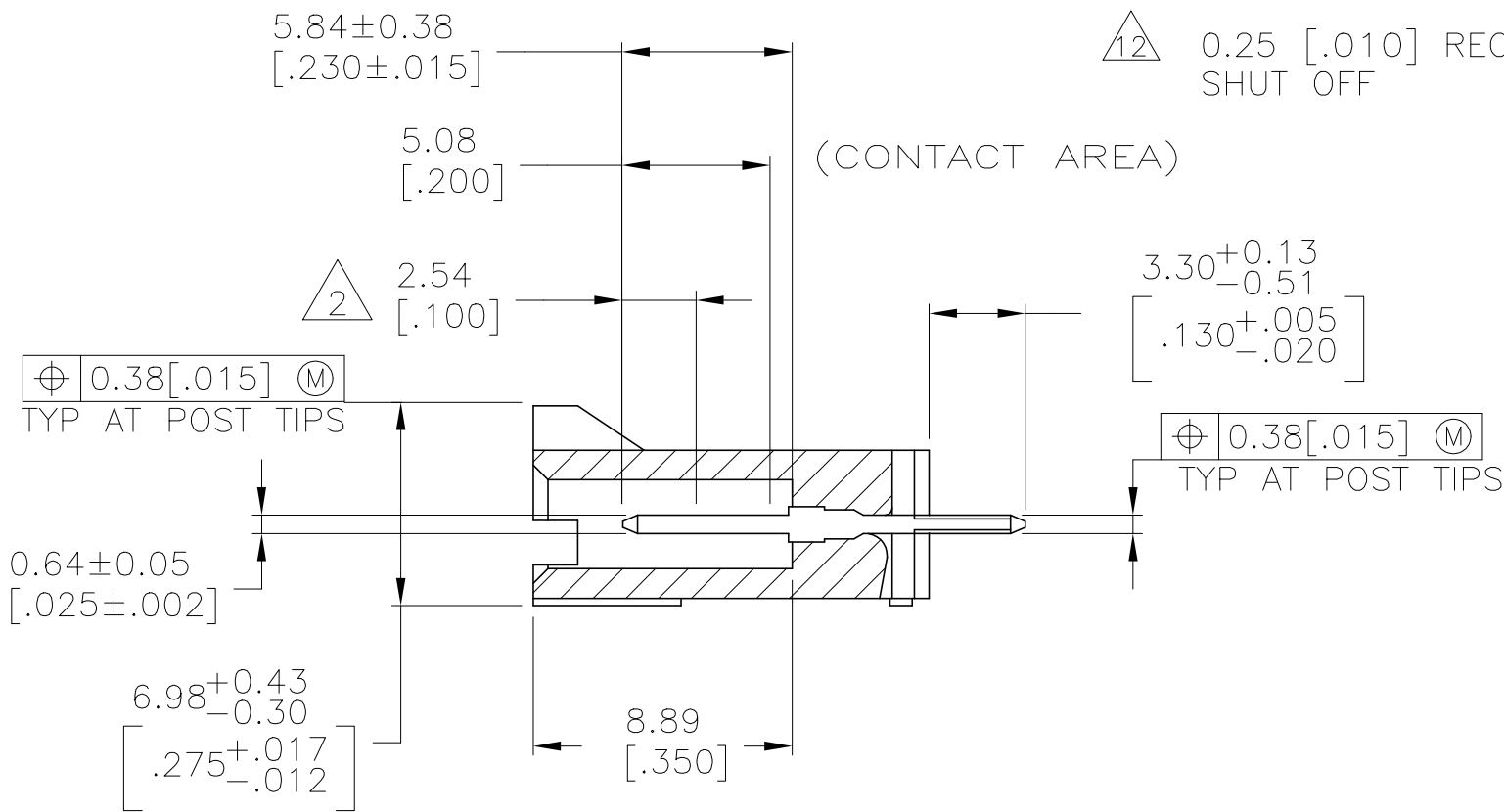
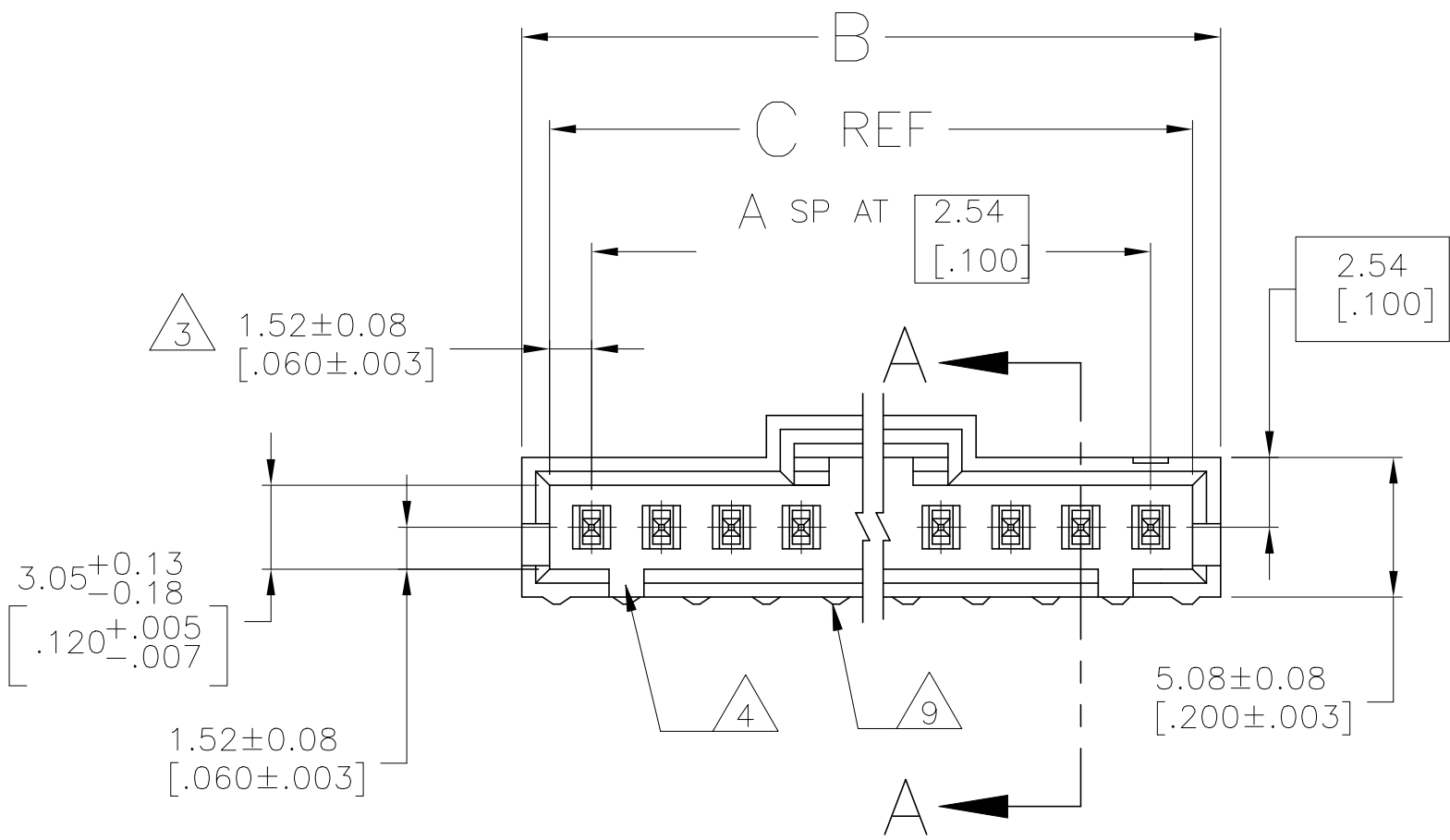
REVISIONS

P	LTR	DESCRIPTION	DATE	DWN	APVD
	Z	REVISED PER ECO-17-015890	31OCT2017	RS	MM
	AA	REVISED PER ECO-20-001323	17JUN2020	SM	JO

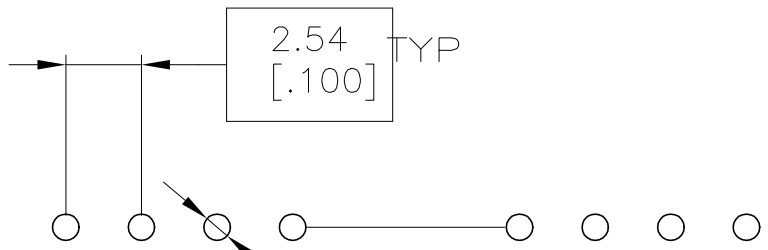


0.64 ± 0.02
[.025±.001]

$0.38[.015]$ (M)
TYP AT POST TIPS



SECTION A-A



$\phi 0.89 \pm 0.08$
[$\phi 0.035 \pm .003$] TYP
 $\phi \phi 0.08[.003]$ (S)

RECOMMENDED HOLE LAYOUT

- 1 .000100 BRIGHT TIN-LEAD OVER .000050 NICKEL.
- 2 POINT OF MEASUREMENT FOR PLATING THICKNESS.
- 3 THE NOTED DIMENSIONS APPLY AT THE INTERSECTION OF THE POST AND THE HOUSING.
- 4 ON ASSEMBLIES WITH FOUR OR MORE POSITIONS, TWO POLARIZATION SLOTS. ON ASSEMBLIES WITH TWO OR THREE POSITIONS, ONE POLARIZATION SLOT.
- 5 .000100 BRIGHT TIN OVER .000050 NICKEL.
- 6 PRELIMINARY PART-NOT RELEASED FOR PRODUCTION.
- 7 .000100 MATTE TIN OVER .000050 NICKEL.
- 8 HIGH TEMPERATURE CONFIGURATION
- 9 STANDOFFS NOT PRESENT ON UNDERSIDE OF ASSEMBLY
- 10 SUPERSEDED BY P/N 5-103639-2.
- 11 OBSOLETE PARTS: OBSOLETE CIS STREAMLINING PER D.RENAUD/D.SINISI
- 12 0.25 [.010] RECESS PERMISSIBLE IN THIS AREA FOR MOLD SHUT OFF

THIS DRAWING IS A CONTROLLED DOCUMENT.		DWN S.SHUEY 05MAR91	TE Connectivity			
DIMENSIONS: mm [INCHES]		CHK L.CASTAGNA 27MAR93				
		APVD L.CASTAGNA 27MAR93	NAME			
		PRODUCT SPEC	HDR ASY,VERT,SNGL ROW			
		108-25034	2.54[.100] C/L 0.64[.025] SQ PST,			
		APPLICATION SPEC	WITH PLZN<CHNG,AMPMODU MTE			
MATERIAL		114-25026	SIZE	CAGE CODE	DRAWING NO	RESTRICTED TO
HOUSING:		SEE TABLE	A2	-	C=103639	-
CUSTOMER DRAWING			SCALE	SHEET	REV	AA
			4:1	1 of 2		

Mouser Electronics

Authorized Distributor

Click to View Pricing, Inventory, Delivery & Lifecycle Information:

[TE Connectivity:](#)

[2-103639-9](#)