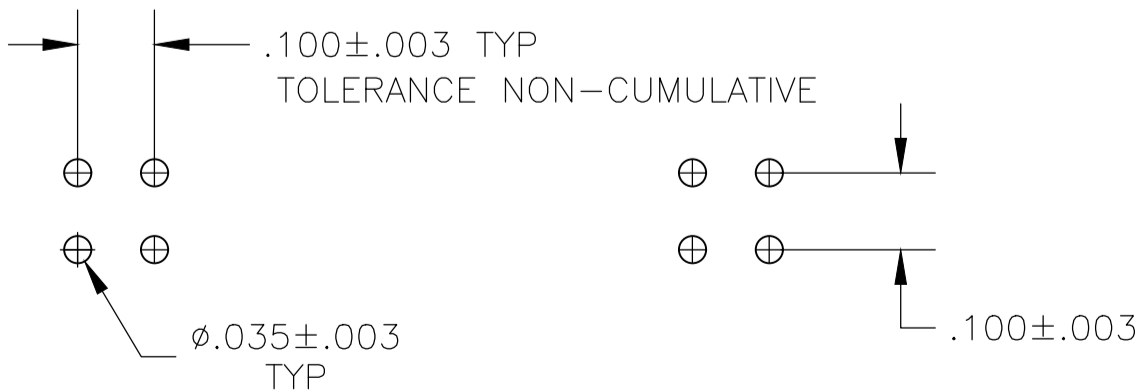
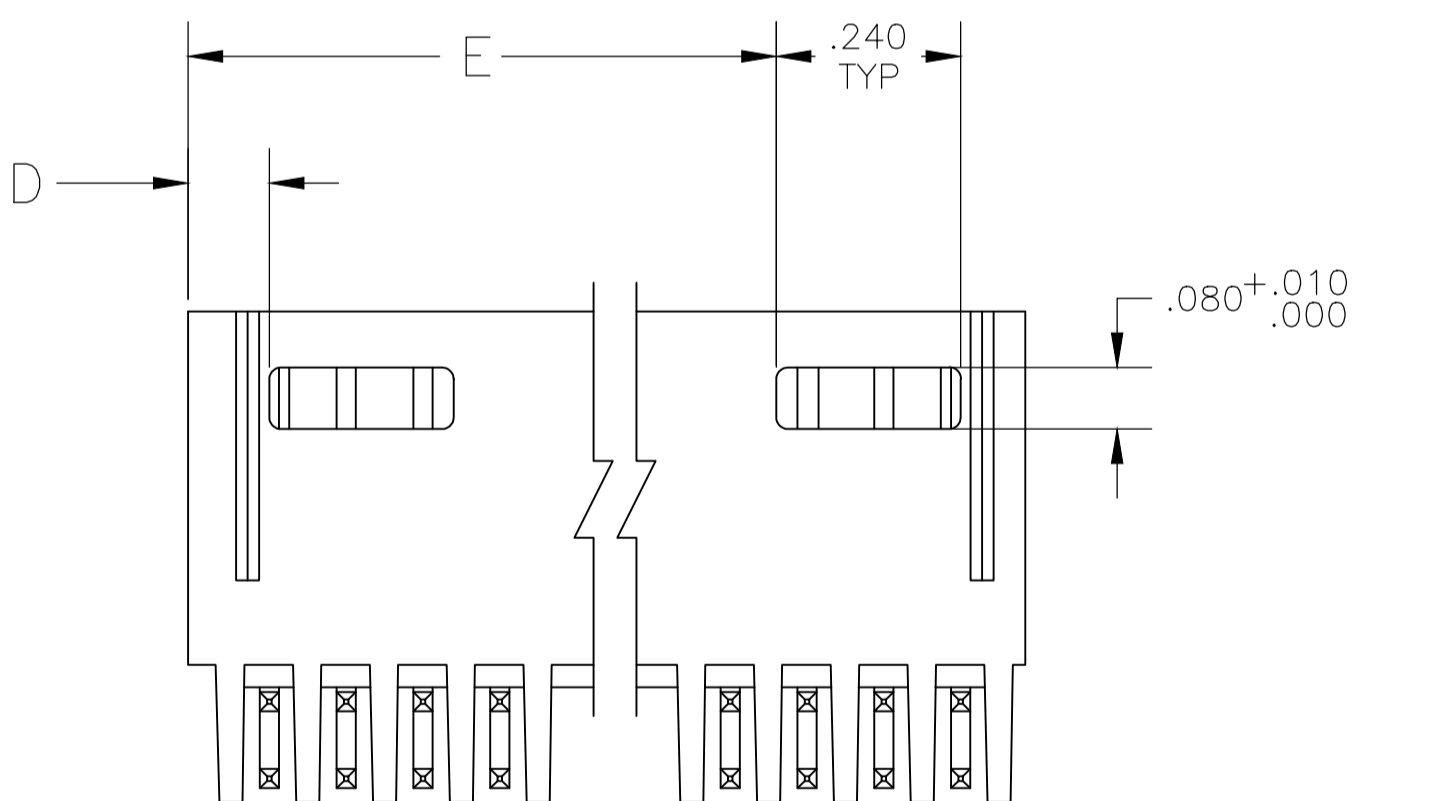
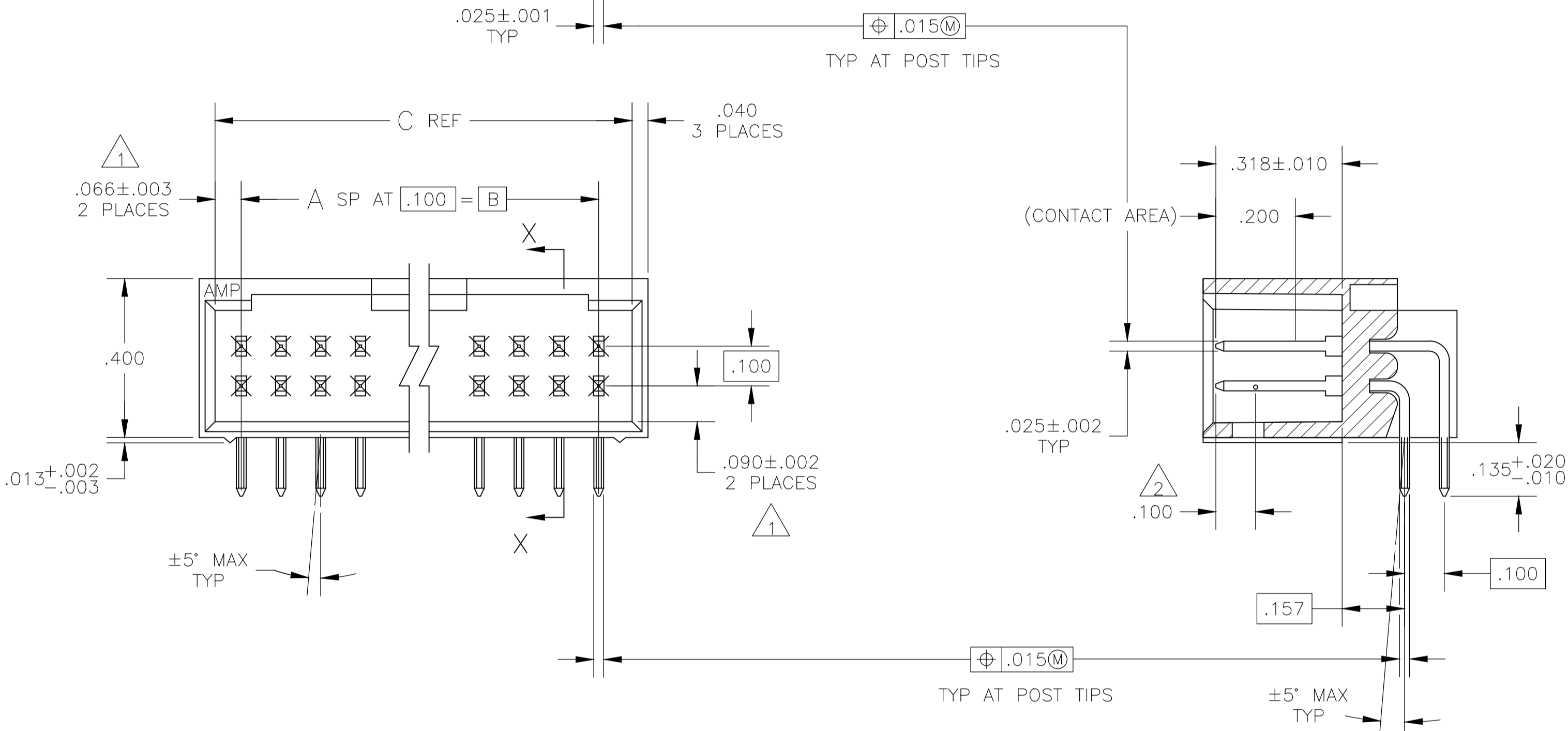
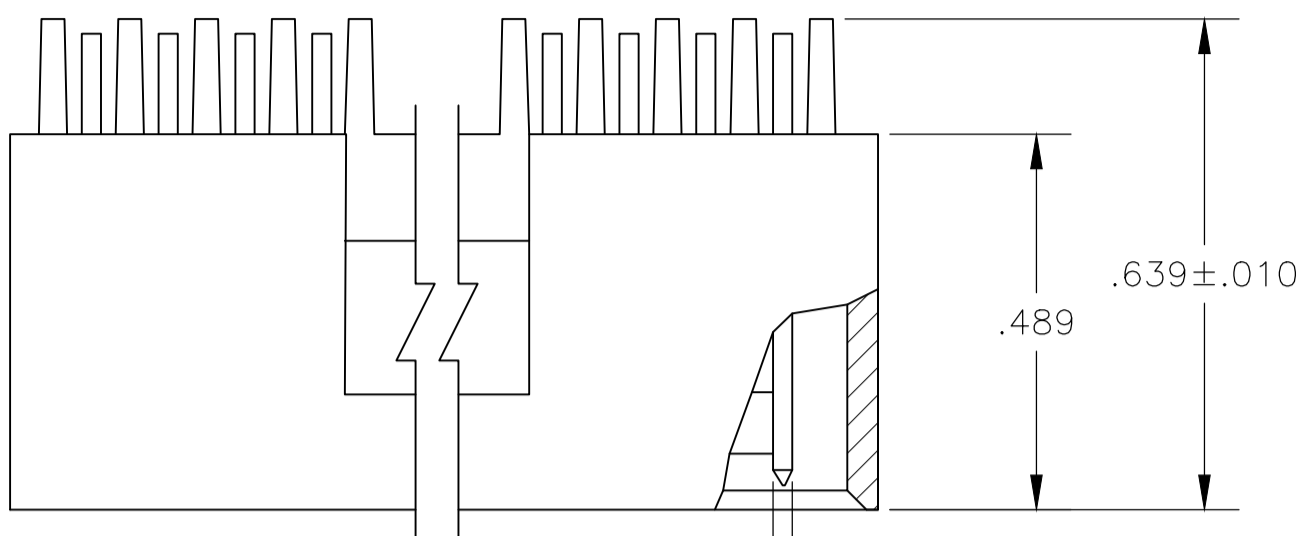


D

C

B

A



RECOMMENDED HOLE LAYOUT

- 1 THE NOTED DIMENSIONS APPLY AT THE INTERSECTION OF THE POST AND HOUSING
- 2 POINT OF MEASUREMENT FOR PLATING THICKNESS
- 3 .000015 GOLD IN CONTACT AREA, .000100-.000200 MATTE TIN-LEAD ON SOLDER TAIL, ALL OVER .000050 NICKEL.
- 4 .000015 GOLD IN CONTACT AREA, .000100-.000200 MATTE TIN ON SOLDER TAIL, ALL OVER .000050 NICKEL.
- 5 OBSOLETE PARTS: OBSOLETE CIS STREAMLINING PER D.RENAUD/D.SINISI

4	3.506	.106	3.732	3.600	36	74	58-102617-5
4	3.406	.106	3.632	3.500	35	72	58-102617-4
4	3.306	.106	3.532	3.400	34	70	58-102617-3
4	3.206	.106	3.432	3.300	33	68	58-102617-2
4	3.106	.106	3.332	3.200	32	66	58-102617-1
4	3.006	.106	3.232	3.100	31	64	58-102617-0
4	2.906	.106	3.132	3.000	30	62	57-102617-9
4	2.806	.106	3.032	2.900	29	60	7-102617-8
4	2.706	.106	2.932	2.800	28	58	57-102617-7
4	2.606	.106	2.832	2.700	27	56	57-102617-6
4	2.506	.106	2.732	2.600	26	54	57-102617-5
4	2.406	.106	2.632	2.500	25	52	57-102617-4
4	2.306	.106	2.532	2.400	24	50	7-102617-3
4	2.206	.106	2.432	2.300	23	48	57-102617-2
4	2.106	.106	2.332	2.200	22	46	57-102617-1
4	2.006	.106	2.232	2.100	21	44	7-102617-0
4	1.906	.106	2.132	2.000	20	42	56-102617-9
4	1.806	.106	2.032	1.900	19	40	6-102617-8
4	1.706	.106	1.932	1.800	18	38	56-102617-7
4	1.606	.106	1.832	1.700	17	36	56-102617-6
4	1.506	.106	1.732	1.600	16	34	6-102617-5
4	1.406	.106	1.632	1.500	15	32	6-102617-4
4	1.306	.106	1.532	1.400	14	30	6-102617-3
4	1.206	.106	1.432	1.300	13	28	56-102617-2
4	1.106	.106	1.332	1.200	12	26	6-102617-1
4	1.006	.106	1.232	1.100	11	24	6-102617-0
4	.906	.106	1.132	1.000	10	22	55-102617-9
4	.806	.106	1.032	.900	9	20	5-102617-8
4	---	.406	.932	.800	8	18	5-102617-7
4	---	.306	.832	.700	7	16	5-102617-6
4	---	.306	.732	.600	6	14	5-102617-5
4	---	.206	.632	.500	5	12	5-102617-4
4	---	.206	.532	.400	4	10	5-102617-3
4	---	.106	.432	.300	3	8	5-102617-2
4	---	.106	.332	.200	2	6	5-102617-1

PLATING	E	D	C	B	A	NO OF POSN	ASSEMBLY PART NUMBER
---------	---	---	---	---	---	------------	----------------------

3	3.506	.106	3.732	3.600	36	74	53-102617-5
3	3.406	.106	3.632	3.500	35	72	53-102617-4
3	3.306	.106	3.532	3.400	34	70	53-102617-3
3	3.206	.106	3.432	3.300	33	68	53-102617-2
3	3.106	.106	3.332	3.200	32	66	53-102617-1
3	3.006	.106	3.232	3.100	31	64	3-102617-0
3	2.906	.106	3.132	3.000	30	62	52-102617-9
3	2.806	.106	3.032	2.900	29	60	2-102617-8
3	2.706	.106	2.932	2.800	28	58	52-102617-7
3	2.606	.106	2.832	2.700	27	56	52-102617-6
3	2.506	.106	2.732	2.600	26	54	52-102617-5
3	2.406	.106	2.632	2.500	25	52	52-102617-4
3	2.306	.106	2.532	2.400	24	50	2-102617-3
3	2.206	.106	2.432	2.300	23	48	52-102617-2
3	2.106	.106	2.332	2.200	22	46	52-102617-1
3	2.006	.106	2.232	2.100	21	44	52-102617-0
3	1.906	.106	2.132	2.000	20	42	51-102617-9
3	1.806	.106	2.032	1.900	19	40	1-102617-8
3	1.706	.106	1.932	1.800	18	38	51-102617-7
3	1.606	.106	1.832	1.700	17	36	51-102617-6
3	1.506	.106	1.732	1.600	16	34	1-102617-5
3	1.406	.106	1.632	1.500	15	32	1-102617-4
3	1.306	.106	1.532	1.400	14	30	1-102617-3
3	1.206	.106	1.432	1.300	13	28	51-102617-2
3	1.106	.106	1.332	1.200	12	26	1-102617-1
3	1.006	.106	1.232	1.100	11	24	1-102617-0
3	.906	.106	1.132	1.000	10	22	102617-9
3	.806	.106	1.032	.900	9	20	102617-8
3	---	.406	.932	.800	8	18	102617-7
3	---	.306	.832	.700	7	16	102617-6
3	---	.306	.732	.600	6	14	102617-5
3	---	.206	.632	.500	5	12	102617-4
3	---	.206	.532	.400	4	10	102617-3
3	---	.106	.432	.300	3	8	102617-2
3	---	.106	.332	.200	2	6	102617-1

PLATING	E	D	C	B	A	NO OF POSN	ASSEMBLY PART NUMBER
---------	---	---	---	---	---	------------	----------------------

Mouser Electronics

Authorized Distributor

Click to View Pricing, Inventory, Delivery & Lifecycle Information:

[TE Connectivity:](#)

[102617-5](#)