



Connectors > PCB Connectors > Multiple Configuration PCB Connectors > Multiple Config PCB Headers & Receptacles



PCB Connector Assembly Type: **PCB Mount Header**

PCB Mount Orientation: **Right Angle**

Number of Positions: **18**

Centerline (Pitch): **2.54 mm [.1 in]**

Contact Type: **Pin**

Features

Product Type Features

PCB Connector Assembly Type	PCB Mount Header
Connector & Contact Terminates To	Printed Circuit Board
Header Type	Breakaway

Configuration Features

Connector Contact Load Condition	Fully Loaded
PCB Mount Orientation	Right Angle
Number of Positions	18
Number of Rows	2

Electrical Characteristics

Dielectric Withstanding Voltage	1000 V
---------------------------------	--------

Body Features

Connector Profile	Standard
Post Size	.63 mm[.024 in]

Contact Features

Mating Post Length	6.7 mm[.264 in]
PCB Contact Termination Area Plating Material Thickness	3 μm
Contact Mating Area Plating Material Thickness	.8 μm
Contact Mating Area Plating Material	Gold
Contact Shape	Square



PCB Contact Termination Area Plating Material	Tin
Contact Base Material	Phosphor Bronze
Contact Type	Pin
Contact Current Rating (Max)	5 A

Termination Features

Termination Post & Tail Length	3.2 mm[.1259 in]
Termination Method to Printed Circuit Board	Through Hole

Mechanical Attachment

Strain Relief	Without
Mating Alignment	Without
Panel Mount Feature	Without
PCB Mount Retention	Without

Housing Features

Housing Material	PBT GV
Centerline (Pitch)	2.54 mm[.1 in]
Housing Color	Green

Dimensions

Row-to-Row Spacing	2.54 mm[.1 in]
--------------------	----------------

Usage Conditions

High Temperature Housing	No
Operating Temperature Range	-65 – 105 °C

Industry Standards

UL Flammability Rating	UL 94V-0
------------------------	----------

Product Compliance

For compliance documentation, visit the product page on TE.com>

EU RoHS Directive 2011/65/EU	Compliant
EU ELV Directive 2000/53/EC	Compliant
China RoHS 2 Directive MIIT Order No 32, 2016	No Restricted Materials Above Threshold
EU REACH Regulation (EC) No. 1907/2006	Current ECHA Candidate List: JAN 2019 (197) Candidate List Declared Against: JUN 2016 (169)



Halogen Content	Not Low Halogen - contains Br or Cl > 900 ppm.
Solder Process Capability	Wave solder capable to 240°C

Product Compliance Disclaimer

This information is provided based on reasonable inquiry of our suppliers and represents our current actual knowledge based on the information they provided. This information is subject to change. The part numbers that TE has identified as EU RoHS compliant have a maximum concentration of 0.1% by weight in homogenous materials for lead, hexavalent chromium, mercury, PBB, PBDE, DBP, BBP, DEHP, DIBP, and 0.01% for cadmium, or qualify for an exemption to these limits as defined in the Annexes of Directive 2011/65/EU (RoHS2). Finished electrical and electronic equipment products will be CE marked as required by Directive 2011/65/EU. Components may not be CE marked. Additionally, the part numbers that TE has identified as EU ELV compliant have a maximum concentration of 0.1% by weight in homogenous materials for lead, hexavalent chromium, and mercury, and 0.01% for cadmium, or qualify for an exemption to these limits as defined in the Annexes of Directive 2000/53/EC (ELV). Regarding the REACH Regulations, TE's information on SVHC in articles for this part number is still based on the European Chemical Agency (ECHA) 'Guidance on requirements for substances in articles' (Version: 2, April 2011), applying the 0.1% weight on weight concentration threshold at the finished product level. TE is aware of the European Court of Justice ruling of September 10th, 2015 also known as O5A (Once An Article Always An Article) stating that, in case of 'complex object', the threshold for a SVHC must be applied to both the product as a whole and simultaneously to each of the articles forming part of its composition. TE has evaluated this ruling based on the new ECHA "Guidance on requirements for substances in articles" (June 2017, version 4.0) and will be updating its statements accordingly.

Also in the Series | AMPMODU Headers

Automotive, Truck, Bus, & Off-Road Headers(2)	Board-to-Board Headers & Receptacles(1571)	Multiple Configuration PCB Connector Contacts (75)	Multiple Configuration PCB Connector Housings (3)
Multiple Configuration PCB Headers & Receptacles(4201)	PCB Connector Mounting (1)	PCB Connector Shrouds(1)	PCB Latches, Locks & Retainers(2)

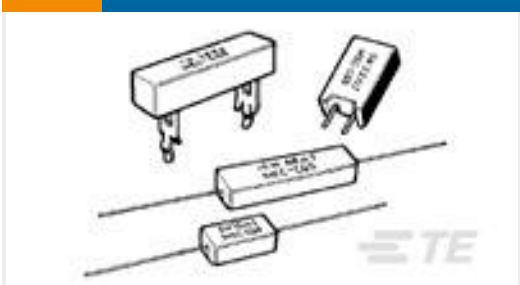
MOD2 HDR DR 90D 9P

TE Part # 826634-9
TE Internal #: 826634-9



Standard Rectangular
Connectors(1)

Customers Also Bought



TE Part #1-1623782-9
SQM5 3K3 5% (METAL
FILM)




TE Part #7-1879131-1
RN 0402 10K2 0.1% 10PPM
1K RL



TE Part #1-1879131-1
RN 0402 6K34 0.1% 10PPM
1K RL



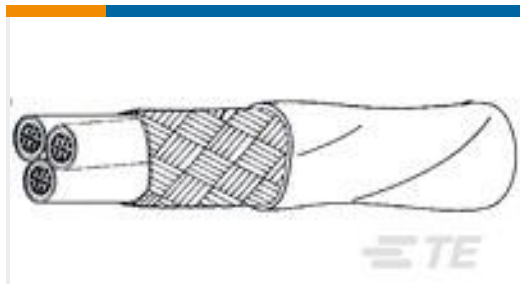
TE Part #8-1614349-8
RN 0603 6R49 0.1% 10PPM
1K RL



TE Part #1-6450142-3
MBXL VERT RCPT 6P+20S



TE Part #2-825434-5
25P MOD II BRK AWAY
HDR, 0.8AU, 1 ROW



TE Part #3764433001
44A1131-22-0/6/9-9



TE Part #6473225-1
.6FHP12H,140,S,GIG,08/Sn,
ST,NSYes



TE Part #1393122-2
KHAE-17D12-6=KH

Documents

CAD Files

3D PDF

3D

Customer View Model

ENG_CVM_CVM_826634-9_N.2d_dxf.zip

English

Customer View Model

ENG_CVM_CVM_826634-9_N.3d_igs.zip



English

Customer View Model

[ENG_CVM_CVM_826634-9_N.3d_stp.zip](#)

English

Agency Approvals

[UL Report](#)

English

Mouser Electronics

Authorized Distributor

Click to View Pricing, Inventory, Delivery & Lifecycle Information:

[TE Connectivity:](#)

[826634-9](#)