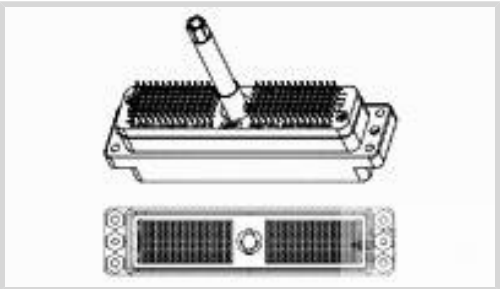




Connectors > Rectangular Connectors > Standard Rectangular Connectors



Connector Product Type: **Connector Kit**

Connector & Housing Type: **Plug**

Mating Alignment: **With**

Mating Alignment Type: **Guide Hole**

Mating Retention: **With**

Features

Product Type Features

Product Style	Assembly
Strain Relief	Without
Connector Type	Header
Shape	Rectangular
Glow Wire Rating	Standard Part - Not Glow Wire
Prewired	No
Grade	Commercial
Boxmount	No
Header Type	Unshrouded
Connector Product Type	Connector Kit
Connector & Housing Type	Plug
Connector System	Wire-to-Board
Insertion Force Type	Zero Insertion Force (ZIF)
Connector & Contact Terminates To	Wire & Cable

Configuration Features

Number of Boardlocks	4
Preloaded	Yes
Number of Signal Positions	260
Keying	Y
Coaxial Socket	Without



Number of Power Positions	0
PCB Mount Orientation	Vertical
Number of Positions	260
Number of Rows	10
Panel Gasket	Without

Electrical Characteristics

UL Voltage Rating	600 VDC
Operating Voltage	250 VDC

Body Features

Rear Grommet	Without
Guide Pin	Without
Material	Glass-Reinforced Nylon

Contact Features

Contact Transmits (Typical)	Signal
Contact Layout	Matrix
Contact Type	Tab
Shunts/Shorting Bars	Without
Contact Style	Vertical
Multiple Contact Types	Without
Signal Contact Material	Copper Alloy
Contact Underplating Material	Nickel
PCB Contact Termination Area Plating Material	Gold
Contact Mating Area Plating Material	Gold
Contact Current Rating (Max)	.8 A

Termination Features

Termination Post Length	15.4 mm[.606 in]
Termination Method to Printed Circuit Board	Through Hole - Solder
Termination Method to Wire & Cable	Solder

Mechanical Attachment

Fastener Type	Slotted Hex
Flange	With
Mounting Angle	Vertical



Mounting Hole Diameter	1.1 mm[.043 in]
Mating Hardware	Quick Disconnect
Mounting Hole Thread Size	M3
PCB Mount Alignment Type	Standard Polarized Tail
Lock Type	Positive Lock
Mounting Holes	With
Mounting Hardware	Without
PCB Mount Alignment	Without
Mating Alignment	With
Mating Alignment Type	Guide Hole
Mating Retention	With
Mating Retention Type	Locking Latch
PCB Mount Retention	With
PCB Mount Retention Type	Mounting Hole

Housing Features

Housing Color	Black
Housing Material	Nylon Resin
	.1 in

Dimensions

PCB Thickness (Recommended)	1.6 mm[.063 in]
Row-to-Row Spacing	2.54 mm[.1 in]

Usage Conditions

High Temperature Header	No
Operating Temperature Range	-55 – 85 °C[-67 – 185 °F]

Operation/Application

Assembly Integration Feature	Without
For Use With	Standard Connectors
Halogen Free	Yes
Shielded	No

Identification Marking

Circuit Identification Feature	With
Marked	No



Industry Standards

Agency/Standard	UL
UL File Number	E28476
UL Rating	Recognized
VDE Tested	No
UL Flammability Rating	UL 94V-0

Packaging Features

Packaging Quantity	10
Packaging Method	Carton

Product Compliance

For compliance documentation, visit the product page on TE.com>


EU RoHS Directive 2011/65/EU	Not Yet Reviewed
EU ELV Directive 2000/53/EC	Compliant
China RoHS 2 Directive MIIT Order No 32, 2016	No Restricted Materials Above Threshold
EU REACH Regulation (EC) No. 1907/2006	Current ECHA Candidate List: JUL 2021 (219) Candidate List Declared Against: JUN 2016 (169) SVHC > Threshold: Not Yet Reviewed
Halogen Content	Low Halogen - Br, Cl, F, I < 900 ppm per homogenous material. Also BFR/CFR/PVC Free
Solder Process Capability	Hand solderable with lead free solder

Product Compliance Disclaimer


This information is provided based on reasonable inquiry of our suppliers and represents our current actual knowledge based on the information they provided. This information is subject to change. The part numbers that TE has identified as EU RoHS compliant have a maximum concentration of 0.1% by weight in homogenous materials for lead, hexavalent chromium, mercury, PBB, PBDE, DBP, BBP, DEHP, DIBP, and 0.01% for cadmium, or qualify for an exemption to these limits as defined in the Annexes of Directive 2011/65/EU (RoHS2). Finished electrical and electronic equipment products will be CE marked as required by Directive 2011/65/EU. Components may not be CE marked. Additionally, the part numbers that TE has identified as EU ELV compliant have a maximum concentration of 0.1% by weight in homogenous materials for lead, hexavalent chromium, and mercury, and 0.01% for cadmium, or qualify for an exemption to these limits as defined in the Annexes of Directive 2000/53/EC (ELV). Regarding the REACH Regulations, TE’s information on SVHC in articles for this part number is still based on the European Chemical Agency (ECHA) ‘Guidance on requirements for substances in articles’(Version: 2, April 2011), applying the 0.1% weight on weight concentration threshold at the finished product level. TE is aware of the European Court of Justice ruling of September 10th, 2015 also known as O5A (Once An Article Always An Article) stating that, in case of ‘complex object’, the threshold for a SVHC must be applied to both the product as a whole and simultaneously to each of the articles forming part of its composition. TE has evaluated this ruling based on the new ECHA “Guidance on requirements for substances in articles” (June 2017, version 4.0) and will be updating its statements accordingly.




Customers Also Bought




TE Part #YACT26MA98SEV00100
STRAIGHT PLUG




TE Part #YACT26MG35SCV00100
STRAIGHT PLUG




TE Part #ZPF000000000146309
DMC-MD 26 G-K-T




TE Part #ZPF000000000148912
DMC-MD 26 A-T



TE Part #YACT24MA98SNV00100
JAM NUT RECEPTACLE



TE Part #ZPF000000000148762
DMC-M 99-04 AN (=33537-P0000)



TE Part #ZPF000000000146308
DMC-MD 26 F-K-T

Documents

Product Drawings
M-ZIF PLUG KIT 260P SOLDER-TYP
Japanese

Product Specifications
Product Specification
English
M-ZIF Connector
English
M-ZIF Connector
Japanese
Product Specification
Japanese

Mouser Electronics

Authorized Distributor

Click to View Pricing, Inventory, Delivery & Lifecycle Information:

[TE Connectivity:](#)

[5316510-1](#)