



Connectors > Terminal Blocks & Strips > Barrier Strips



Barrier Strip Style: **Tri-Barrier**
Bottom Termination Type: **Solderless Wire Wrap**
Connector System: **Wire-to-Board**
Number of Positions: **20**
Centerline (Pitch): **9.53 mm [.375 in]**

Features

Product Type Features

Product Type	Barrier Strip
Block Style	Open Bottom with Standoffs
Connector System	Wire-to-Board
Connector & Contact Terminates To	Printed Circuit Board

Configuration Features

Number of Levels	1
Number of Positions	20
Number of Rows	1

Electrical Characteristics

Current Rating (Max)	25 A
Voltage Rating	300 V, 600 V

Body Features

Color	Black
Barrier Strip Style	Tri-Barrier

Contact Features

Terminal Plating Material	Tin
Terminal Material	Copper Alloy
Terminal Plating Finish	Bright



Contact Current Rating (Max)	25 A
------------------------------	------

Termination Features

Bottom Termination Type	Solderless Wire Wrap
-------------------------	----------------------

Mechanical Attachment

Mounting Angle	Vertical
Screw Head Type	Combo Phil-Slot
Top Termination Type	Wire Clamp Combo Head
Mounting Insert	Without
Screw Plating Material	Zinc
Screw Material	Steel
Mounting Options	End Positions Empty
Mounting Ears	With
Screw Size	6-32
Connector Mounting Type	Board Mount

Housing Features

Housing Material	Thermoplastic
Centerline (Pitch)	9.53 mm[.375 in]

Dimensions

Length	211.1 mm[8.311 in]
Wire Size	.3 – 3 mm²

Operation/Application

Circuit Application	Power
---------------------	-------

Industry Standards

UL Flammability Rating	UL 94V-0
------------------------	----------

Packaging Features

Packaging Quantity	1
Packaging Method	Package

Other

Comment	Do not order screw and captive clamp in combination with other top hardware., Other options available upon request, consult our Product Information Center.
---------	---



Product Compliance

For compliance documentation, visit the product page on TE.com>

EU RoHS Directive 2011/65/EU	Compliant
EU ELV Directive 2000/53/EC	Compliant
China RoHS 2 Directive MIIT Order No 32, 2016	No Restricted Materials Above Threshold
EU REACH Regulation (EC) No. 1907/2006	Current ECHA Candidate List: JUL 2021 (219) Candidate List Declared Against: JUN 2016 (169) SVHC > Threshold: Not Yet Reviewed
Halogen Content	Not Yet Reviewed for halogen content
Solder Process Capability	Wave solder capable to 265°C

Product Compliance Disclaimer

This information is provided based on reasonable inquiry of our suppliers and represents our current actual knowledge based on the information they provided. This information is subject to change. The part numbers that TE has identified as EU RoHS compliant have a maximum concentration of 0.1% by weight in homogenous materials for lead, hexavalent chromium, mercury, PBB, PBDE, DBP, BBP, DEHP, DIBP, and 0.01% for cadmium, or qualify for an exemption to these limits as defined in the Annexes of Directive 2011/65/EU (RoHS2). Finished electrical and electronic equipment products will be CE marked as required by Directive 2011/65/EU. Components may not be CE marked. Additionally, the part numbers that TE has identified as EU ELV compliant have a maximum concentration of 0.1% by weight in homogenous materials for lead, hexavalent chromium, and mercury, and 0.01% for cadmium, or qualify for an exemption to these limits as defined in the Annexes of Directive 2000/53/EC (ELV). Regarding the REACH Regulations, TE’s information on SVHC in articles for this part number is still based on the European Chemical Agency (ECHA) ‘Guidance on requirements for substances in articles’(Version: 2, April 2011), applying the 0.1% weight on weight concentration threshold at the finished product level. TE is aware of the European Court of Justice ruling of September 10th, 2015 also known as O5A (Once An Article Always An Article) stating that, in case of ‘complex object’, the threshold for a SVHC must be applied to both the product as a whole and simultaneously to each of the articles forming part of its composition. TE has evaluated this ruling based on the new ECHA “Guidance on requirements for substances in articles” (June 2017, version 4.0) and will be updating its statements accordingly.


Compatible Parts

TE Part # 2-1546159-5
6WWV-04-008=#6 TRIBARRIER TERM

TE Part # 4-1437644-8
J6-20=610006500

TE Part # 5-1437418-6
J6340=JUMPER R T 3/8 40 CKTS

Also in the Series | Buchanan 6 Series




Barrier Strips(258)

Customers Also Bought



TE Part #1571982-4
TSS11EGPC04=SLIDE SWITCH SPDT



TE Part #146507-2
04 MODII HDR DRST UNSHRD STKG



TE Part #478203-000
BPTM-30/12-A/U(B50)



TE Part #3-1393771-4
JWS-117-3=REED RELAYS




TE Part #104078-3
10 SYSTEM 50 RCPT ASSY DRST



TE Part #1571982-2
TSS11DG1PC04=SLIDE SWITCH SPDT



TE Part #1571982-3
TSS11EG1PC04=SLIDE SWITCH SPDT



TE Part #7-796985-5
JC6-P207-19=JC6 ASSY

Documents

Product Drawings

6WWW-20-006=6WWW SERIES

English

Datasheets & Catalog Pages

1-1773458-2_BARRIER_STRIPS_QUICK_REFERENCE_GUIDE

English

Mouser Electronics

Authorized Distributor

Click to View Pricing, Inventory, Delivery & Lifecycle Information:

[TE Connectivity:](#)

[6WWV-20-006](#)