



## ANGLESTAR®

### Electronic Clinometer

#### SPECIFICATIONS

- $\pm 60^\circ$  sensing range
- Ratiometric and Bipolar DC models
- Sturdy plastic housing

The **AngleStar® Electronic Clinometer** is an angle measurement device that produces a DC voltage output signal proportional to the level and direction of angular displacement. The sensing element, which is fluid filled, produces a variable resistance as it is tilted in the sensitive axis. This change in resistance is then translated into a smooth DC output signal.

#### FEATURES

- $\pm 60^\circ$  total sensing range
- Internally damped
- Rugged plastic housing
- Connector or hard wire connection

#### APPLICATIONS

- Crawler / Blast Hole Drills
- Construction equipment
- Safe Load Indicators
- Oil well pump-off control

Also see our other models, **AccuStar®-EA**, **AccuStar® IP-66** (voltage or 2-wire current output, IP-66 rating), and the **AngleStar® Protractor System** (AngleStar® Electronic Clinometer with digital readout).

Measurement Specialties, Inc. offers many other types of sensors. Data sheets can be downloaded from our web site at: <http://www.meas-spec.com/datasheets.aspx>

## PERFORMANCE SPECIFICATIONS (COMMON)

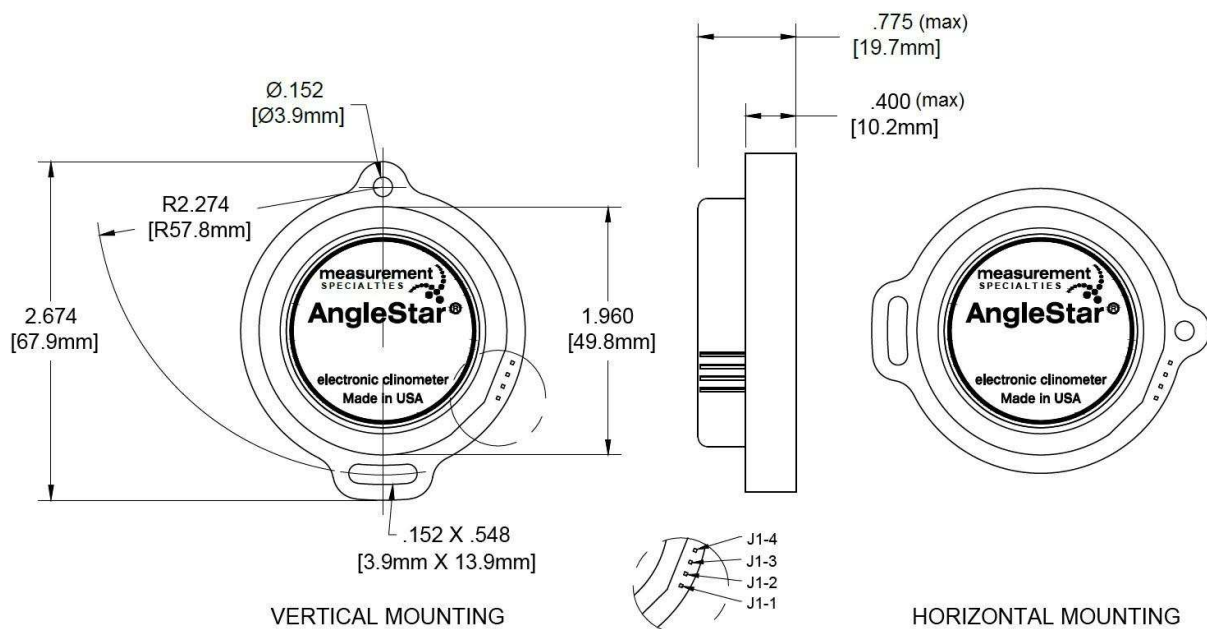
ELECTRICAL	
Total range	±60°
Linear range	±45°
Linearity	
Null to 10°	0.1°
10° to 45°	±1% of reading
45° to 60°	Monotonic
Resolution	0.001°
Null repeatability	0.05°
Cross axis error	<1% up to 45°
Time constant	0.3 seconds
Frequency response	0.5Hz @ -3db
ENVIRONMENTAL/MECHANICAL	
Operating temperature range	-40° to +85°C
Storage temperature range	-55° to +85°C
Temp. coefficient of null	0.008° / °C
Temp. coefficient of scale factor	0.1% / °C
Electrical connection	Pin terminals (solderable)
Mating connector	Shell = Molex #22-01-2041
	Pins = Molex #08-50-0113

### Notes:

All values are nominal unless otherwise noted!

Dimensions are in inch [mm] unless otherwise noted

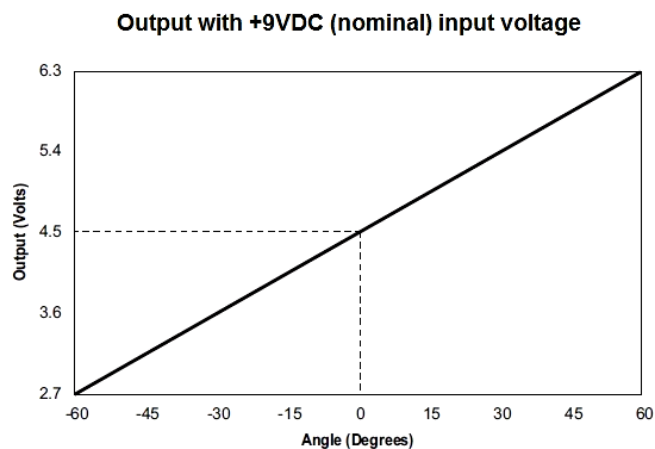
## DIMENSIONS AND CONNECTIONS (COMMON)



Dimensions are in inches [mm], and are nominal unless otherwise specified

## RATIOMETRIC OUTPUT MODEL

The Ratiometric clinometer is a signal conditioned sensor that has been designed to operate like a potentiometer. It is a three wire device: power; power ground; and signal. The signal is referenced to power ground. A regulated power supply is required since the output is supply dependent. The midscale output, zero degrees, is 1/2 the supply voltage, while the scale factor is also supply dependent

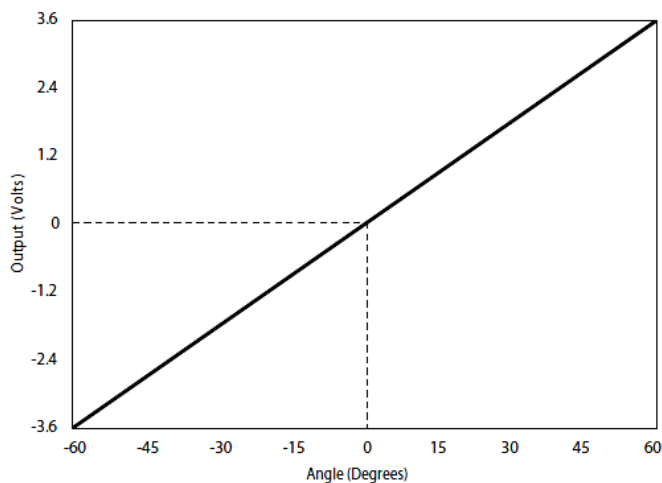


ELECTRICAL SPECIFICATIONS	
Input voltage (nominal)	+10VDC
Input voltage range	+5 to +16VDC (regulated)
Input current	3mA
Scale factor (@ +10VDC input)	33.33mV / degree, $\pm 10\%$
Load resistance (min)	10k $\Omega$
Level output (0°)	$\frac{1}{2}$ Vcc
ELECTRICAL CONNECTIONS	
J1-1	+ 5 to +16VDC (regulated)
J1-2	Power ground
J1-4	Signal output (referenced to power ground)

## ANALOG OUTPUT MODEL

The Analog clinometer is a signal conditioned tilt sensor designed for bipolar dc voltage operation. The clinometer requires a bipolar supply of  $\pm 8$  to  $\pm 20$  VDC and delivers an output of  $\pm 3.6$  VDC. This device is internally regulated for various applications. The output scale factor is fixed at a nominal 60mV per degree, and is not dependent upon supply voltage level.

**Analog Output**



ELECTRICAL SPECIFICATIONS	
Input voltage (nominal)	$\pm 12$ VDC
Input voltage range	$\pm 8$ to $\pm 20$ VDC (unregulated)
Input current	3mA / supply
Scale factor (@ +9VDC input)	60mV / degree, $\pm 10\%$
Load resistance (min)	10k $\Omega$
Level output (0°)	0 VDC
ELECTRICAL CONNECTIONS	
J1-1	+ 8 to +20VDC
J1-2	- 8 to -20VDC
J1-3	Power ground
J1-4	Signal output (referenced to power ground)

## ORDERING INFORMATION

Model	Mounting Hole Orientation	Part Number
Ratiometric	Vertical	02116009-000
Ratiometric	Horizontal	02116109-000
Analog	Vertical	02117009-000
<b>Accessories</b>		
Mating Connector Kit (Shell and 4 pins)		04160003-000

### NORTH AMERICA

Measurement Specialties, Inc.,  
a TE Connectivity Company  
1000 Lucas Way  
Hampton, VA 23666  
United States  
Phone: +1-800-745-8008  
Fax: +1-757-766-4297  
Email: sales@meas-spec.com  
Web: www.meas-spec.com

### EUROPE

MEAS Deutschland GmbH  
a TE Connectivity Company  
Hauert 13  
D-44227 Dortmund  
Germany  
Phone: +49-(0)231-9740-0  
Fax: +49-(0)231-9740-20  
Email: info.de@meas-spec.com  
Web: www.meas-spec.com

### ASIA

Measurement Specialties (China), Ltd.,  
a TE Connectivity Company  
No. 26 Langshan Road  
Shenzhen High-Tech Park (North)  
Nanshan District, Shenzhen 518057  
China  
Phone: +86-755-33305088  
Fax: +86-755-33305099  
Email: info.cn@meas-spec.com  
Web: www.meas-spec.com

### TE.com/sensorsolutions

Measurement Specialties, Inc., a TE Connectivity company.

Measurement Specialties, TE Connectivity, TE Connectivity (logo) and EVERY CONNECTION COUNTS are trademarks. All other logos, products and/or company names referred to herein might be trademarks of their respective owners.

The information given herein, including drawings, illustrations and schematics which are intended for illustration purposes only, is believed to be reliable. However, TE Connectivity makes no warranties as to its accuracy or completeness and disclaims any liability in connection with its use. TE Connectivity's obligations shall only be as set forth in TE Connectivity's Standard Terms and Conditions of Sale for this product and in no case will TE Connectivity be liable for any incidental, indirect or consequential damages arising out of the sale, resale, use or misuse of the product. Users of TE Connectivity products should make their own evaluation to determine the suitability of each such product for the specific application.

© 2015 TE Connectivity Ltd. family of companies All Rights Reserved.

# Mouser Electronics

Authorized Distributor

Click to View Pricing, Inventory, Delivery & Lifecycle Information:

[TE Connectivity:](#)

[02116109-000](#)