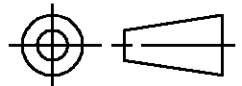


DO NOT SCALE
DIMENSIONS IN mm

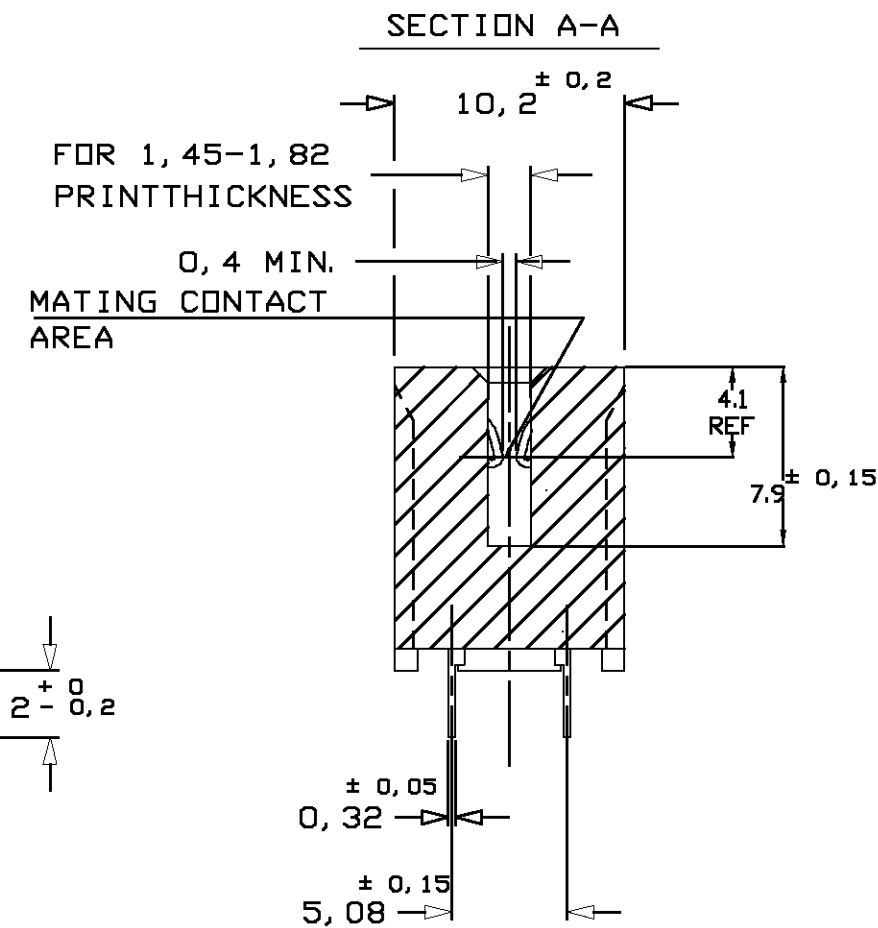
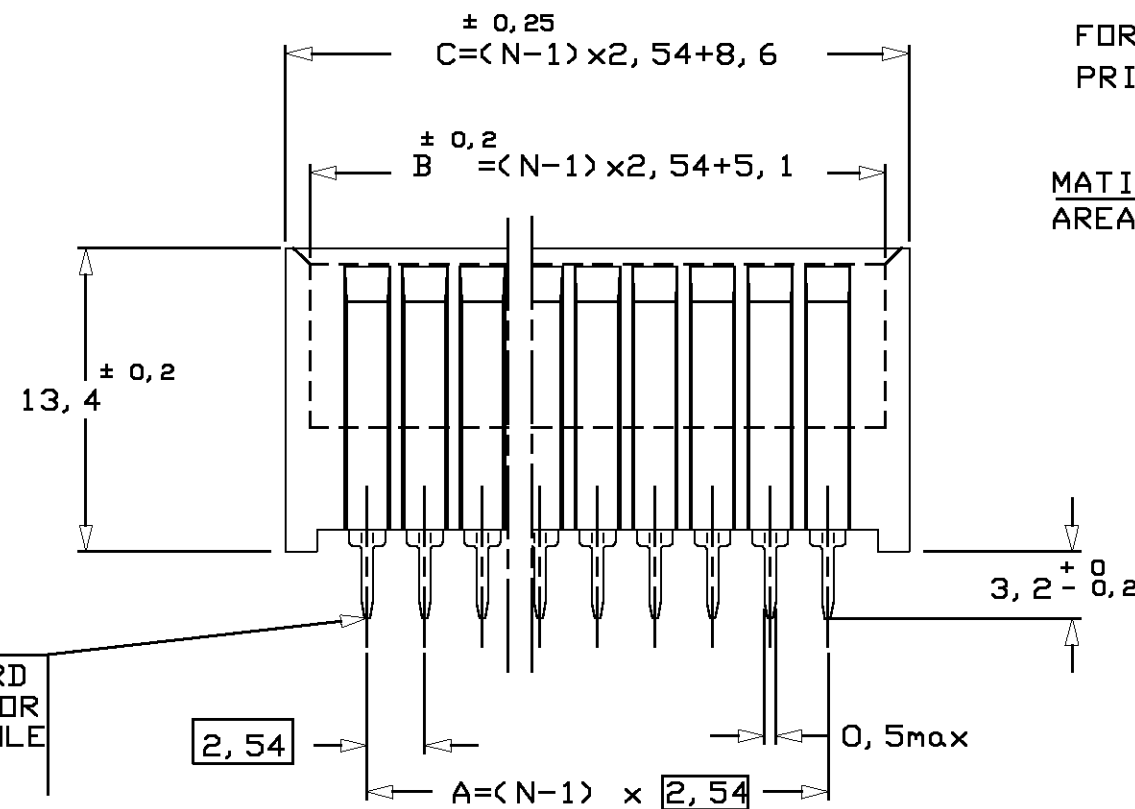
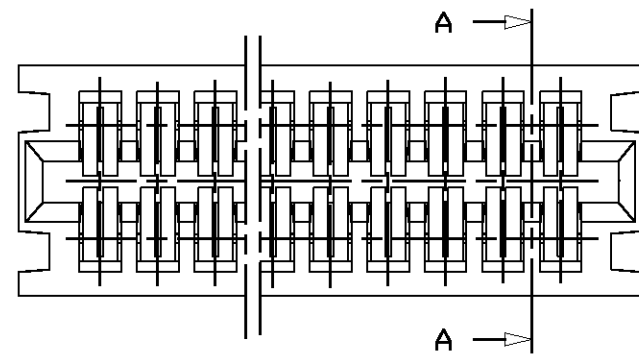
METRIC

THIRD ANGLE
PROJECTION



NOTES:

- 1 FOR TYCO P/N PLEASE SEE TABLE
- 2 FOR CALCULATING DIMENSIONS:
TAKE NUMBER OF POSITIONS
FOR EXAMPLE: 18 POSITIONS
 $C = (N-1) \times 2,54 + 8,6 = 51,78$
- 3 PRODUCT SPECIFICATION : 108-19041
- 4 PACKAGING: ON PLASTIC TUBES, BOXED.



CONTACT: 0,4µm MIN SELECTIVE
GOLD PLTD ON MATING CONTACT
AREA AND 3,0µm MIN TIN PLTD
ON CONTACT POST, OVER 1,25µm
MIN NI PLTD UNDERLAYER

HOUSING: THERMOPLASTIC
POLYESTER 20% GF, UL94-V0
COLOUR GREEN
CONTACT: PH. BRONZE H06

166087-...
(SEE TABLE)

CUSTOMER
DRAWING

FOR REFERENCE ONLY
WILL NOT BE UPDATED

tyco
Electronics

tyco Electronics AMP Italia S.p.A.
C.so F.lli Cervi, 15 - Collegno (TO)

THIS DRAWING IS UNPUBLISHED RELEASED FOR PUBLICATION JULY 1986
© COPYRIGHT 1986 BY AMP-HOLLAND B.V.
ALL INTERNATIONAL RIGHTS RESERVED. AMP PRODUCTS MAY BE
COVERED BY U.S. AND FOREIGN PATENTS AND/OR PATENTS PENDING.

WIRE RANGE NAME
INSUL. RANGE
3, 4 5, 7, 12, 18 POS. AMP-EDGE CONN.,
DUAL LOADED WITH
B. T. B. CONTACTS

SIZE SHEET DRAWING NO REV. LTR.
A3 1 OF 1 C-166087 K3

18	43.18	48.28	51.78	1-166087-8
12	27.94	33.04	36.54	1-166087-2
7	15.24	20.34	23.84	166087-7
5	10.16	15.26	18.76	166087-5
4	7.62	12.72	16.22	166087-4
3	5.08	10.18	13.68	166087-3
POS.	DIM 'A'	DIM 'B'	DIM 'C'	TYCO P/N

K3	ET00-0162-04	D.C.	C.T.	16JUL2004
K2	ET00-0016-04	D.C.	C.T.	09FEB2004
K1	ET00-0115-03	D.C.	C.T.	04JUL2003
K	ET00-0068-03	P.B	D.C	9-5-03
J	-	-	-	12-6-89
LTR.	REVISION RECORD	DR.	CHK.	DATE

8

7

6

5

4

3

2

1

Mouser Electronics

Authorized Distributor

Click to View Pricing, Inventory, Delivery & Lifecycle Information:

[TE Connectivity:](#)

[166087-3](#)