

RVIT 15-60 & 15-120i – Rotary Variable Inductance Transducers



- DC operation
- Non-contact electrical design
- Infinite resolution
- Up to 120 degree sensing range
- $\pm 3\text{VDC}$ ratiometric or 4-20mA output
- $\pm 0.25\%$ linearity
- Size 15 servo or flange mount
- Anodized aluminum housing

DESCRIPTION

The **RVIT 15-60** and **RVIT 15-120i** are DC operated, non-contact, angular position sensors featuring MEAS proprietary RVIT (Rotary Variable Inductance Transducer) technology. Operating from a single rail DC voltage supply, they provide either a $\pm 3\text{VDC}$ (RVIT 15-60) or 4-20mA (RVIT 15-120i) output, over a 120 degree angular sensing range.

The RVIT design utilizes a set of four printed circuit coils and a light-weight conductive spoiler to achieve superior performance with a low moment of inertia. During operation, the light weight spoiler rotates with the transducer shaft, differentially altering the inductance of the printed circuit planar coils. The resulting unbalance is precisely measured using a patented autoplex circuit. This signal is then converted to a linear DC output voltage, proportional to the angle of the rotor shaft. The digital circuit is extremely resistant to environmental disturbances such as EMI and RFI, and is compatible for use with most analog position feedback systems.

The RVIT 15-60 and RVIT 15-120i offer exceptional performance at a competitive price along with the interfacing flexibility of the $\pm 3\text{VDC}$ and 4-20 mA outputs. The RVIT 15-60 emulates a potentiometer in that the output voltage is ratiometric to the supply voltage, within the limits of the specification. Other standard features include a wide operating temperature range, infinite resolution, and an extremely long rotational life. For higher volume applications, specialized options include **special angular sensing ranges, and custom unipolar or bipolar output voltage scaling**.

Also see our other DC operated, angular position sensor models, **R60D** (bipolar DC operation, servo size 11 RVIT), **R120LC** (5VDC operation, low cost RVIT) and **R30D** (bipolar DC operated RVDT).

Measurement Specialties, Inc. (NASDAQ MEAS) offers many other types of sensors and signal conditioners. Data sheets can be downloaded from our web site at: <http://www.meas-spec.com/datasheets.aspx>

MEAS acquired Schaevitz Sensors and the **Schaevitz™** trademark in 2000.

FEATURES

- Extremely long rotational life
- Internal voltage regulation
- Shielded ABEC 3 precision bearings
- Rugged aluminum housing
- Flange mount with shaft seal (optional)

APPLICATIONS

- Ball valve position
- Throttle level feedback
- Rotary actuator feedback
- Dancer arm position
- Reeler / Dereeler

RVIT 15-60/15-120i – Rotary Variable Inductance Transducers

PERFORMANCE SPECIFICATIONS

ELECTRICAL SPECIFICATIONS		
Parameter	RVIT 15-60	RVIT 15-120i
Angular range	±60 degrees	0 to 120 degrees
Input voltage	4.0 to 5.5VDC	10 to 28VDC (<i>not to exceed 30VDC</i>)
Input current	14mA	41mA
Sensitivity (*)	10 mV/V/degree	0.133 mA/degree
Output at range ends (*)	±3.0VDC	1 to 5VDC (<i>with 250 Ohm loop resistor</i>)
Output current	2mA	4 to 20mA
Output impedance	1Ω maximum	250Ω maximum
Temp coefficient of output	±0.02% of FSO per °F [0.036% of FSO per °C], over operating temperature range	
Non-linearity	±0.25% of FR	
Repeatability & hysteresis	0.1% of FRO maximum	
Frequency response	25Hz @ -3dB	

ENVIRONMENTAL AND MECHANICAL SPECIFICATIONS	
Temperature range	0°F to +170°F [-18°C to 77°C] Operating; -67°F to +257°F [-55°C to 125°C] Storage
Mechanical angular range	360 degrees (no stops)
Bearings	ABEC 3 precision, matched and preloaded
Shaft diameter	3/16 inch [4.76mm]
Housing material	Aluminum, black anodize
Mounting	Size 15 servo mount BU-ORD (standard) or Flange mount with shaft seal (with accessory)
Maximum torque	0.12 inch.ounce-force [8.6 gram-force.cm]
Shaft load capability	10 lb [4.5Kg] Axial and Radial
Electrical connection	3 conductor cable, AWG 26, under PVC jacket, 12 inches [30cm] long
Weight	2.5 oz [70grams]
IEC 60529 rating	IP60

Notes:

All values are nominal unless otherwise noted

FR (Full Range) is the angular range, end to end; $2A^\circ$ for $\pm A^\circ$ angular range, A° for a 0 to A° range

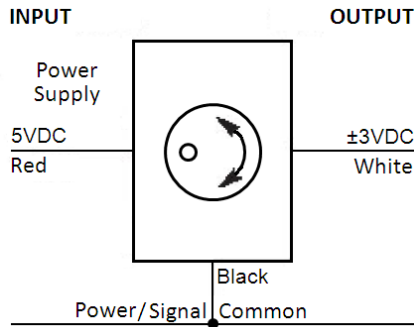
FSO (Full Scale Output): Largest absolute value of the outputs measured at the ends of the range

FRO (Full Range Output): Algebraic difference in outputs measured at the ends of the range

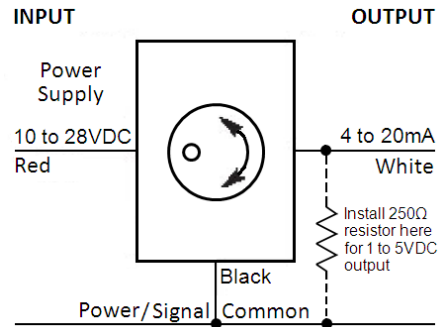
(*) Ratiometric to input voltage

RVIT 15-60/15-120i – Rotary Variable Inductance Transducers

WIRING INFORMATION

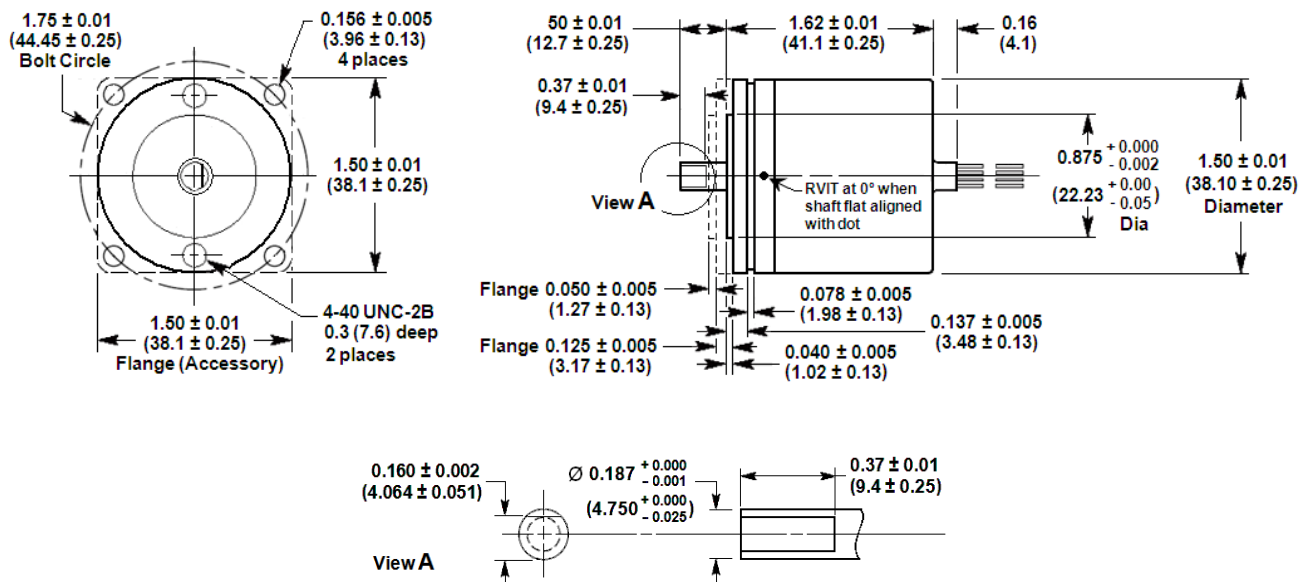


RVIT 15-60



RVIT 15-120i

DIMENSIONS



Dimensions are in inch (mm)

Polarity information:

With the shaft flat aligned with the 0° dot on housing, the output will increase if the shaft is rotated clockwise when viewed from the shaft end.

For RVIT 15-60 (±60°) the 0° position is in the middle of the range. When the shaft is rotated clockwise, the output voltage is positive (increasing). When the shaft is rotated counterclockwise from the 0° position, the output voltage is negative (decreasing).

For RVIT 15-120i (0 to 120°), the 0° position is for the 4mA output. When the shaft is rotated clockwise from the 0° position, the output increases (to 20mA at 120°). For reverse polarity, refer to the custom version in the ordering information section.

RVIT 15-60/15-120i – Rotary Variable Inductance Transducers

ORDERING INFORMATION

Description, standard	Model	Part Number
RVIT ± 60 degree range, ± 3 VDC ratiometric output	RVIT 15-60	02180000-060
RVIT 0 to 120 degree range, 4-20mA output	RVIT 15-120i	02181600-120

Description, custom versions	Model	Part Number
RVIT 0 to 80 degree range, 4-20mA output	RVIT 15-80i	03181600-080
RVIT 0 to 80 degree range, 20-4mA output	RVIT 15-80i Negative Slope	03181700-080
RVIT 0 to 90 degree range, 4-20mA output	RVIT 15-90i	73180003-000

For the above custom versions or others, consult factory for minimum quantity, pricing, and availability.

ACCESSORIES		
R-FLEX multipurpose coupling kit	R-FLEX	66530072-000
Flange Mount for RVIT 15		04180029-001
DC power supply (15VDC) for RVIT 15-120i	PSD 40-15	02291339-000

Refer to our [“RVDT and RVIT Accessories”](#) data sheet for other accessories.

TECHNICAL CONTACT INFORMATION

NORTH AMERICA	EUROPE	ASIA
Measurement Specialties, Inc. 1000 Lucas Way Hampton, VA 23666 United States Phone: +1-800-745-8008 Fax: +1-757-766-4297 Email: sales@meas-spec.com Web: www.meas-spec.com	MEAS Deutschland GmbH Hauert 13 D-44227 Dortmund Germany Phone: +49-(0)231-9740-0 Fax: +49-(0)231-9740-20 Email: info.de@meas-spec.com Web: www.meas-spec.com	Measurement Specialties China Ltd. No. 26, Langshan Road High-tech Park (North) Nanshan District, Shenzhen 518057 China Phone: +86-755-33305088 Fax: +86-755-33305099 Email: info.cn@meas-spec.com Web: www.meas-spec.com

The information in this sheet has been carefully reviewed and is believed to be accurate; however, no responsibility is assumed for inaccuracies. Furthermore, this information does not convey to the purchaser of such devices any license under the patent rights to the manufacturer. Measurement Specialties, Inc. reserves the right to make changes without further notice to any product herein. Measurement Specialties, Inc. makes no warranty, representation or guarantee regarding the suitability of its product for any particular purpose, nor does Measurement Specialties, Inc. assume any liability arising out of the application or use of any product or circuit and specifically disclaims any and all liability, including without limitation consequential or incidental damages. Typical parameters can and do vary in different applications. All operating parameters must be validated for each customer application by customer's technical experts. Measurement Specialties, Inc. does not convey any license under its patent rights nor the rights of others.

Mouser Electronics

Authorized Distributor

Click to View Pricing, Inventory, Delivery & Lifecycle Information:

[TE Connectivity:](#)

[66530072-000](#) [02291339-000](#) [04180029-001](#) [73180003-000](#) [03181600-080](#)