

4

3

2

1

THIS DRAWING IS UNPUBLISHED.

RELEASED FOR PUBLICATION

-,-

ALL RIGHTS RESERVED.

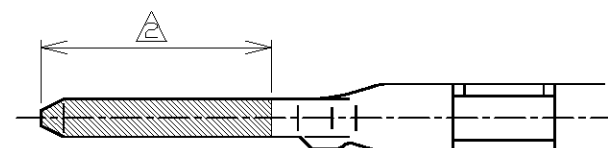
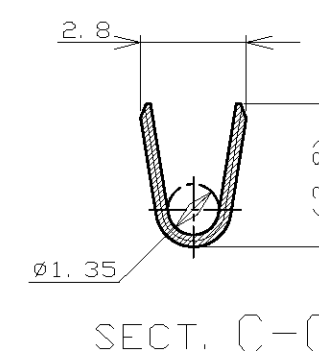
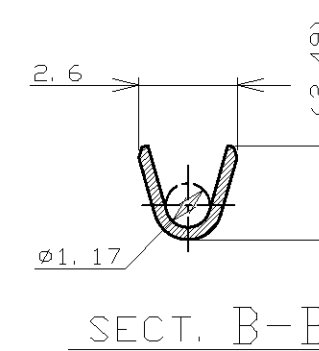
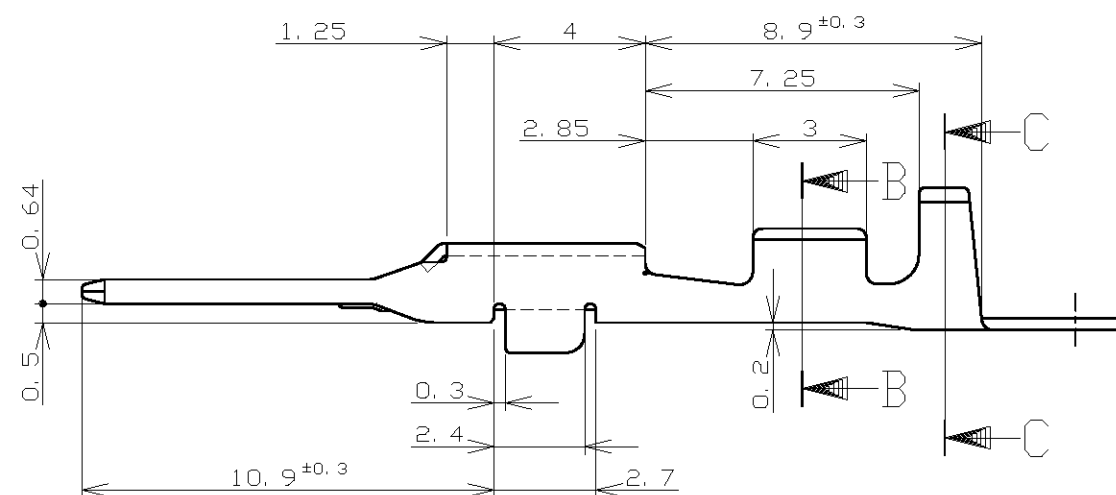
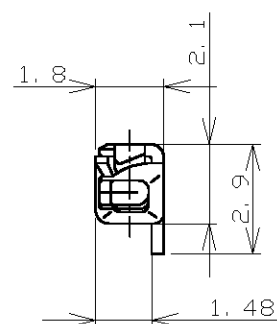
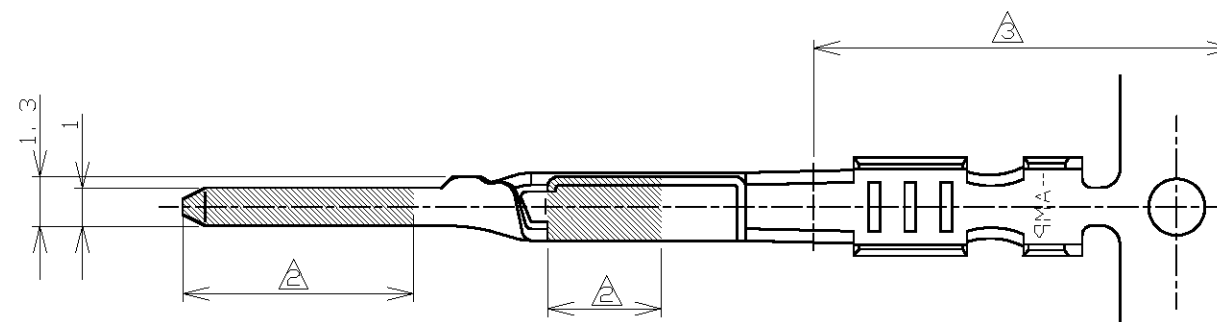
© COPYRIGHT - By -

LOC

DIST

REVISIONS

P	LTR	DESCRIPTION	DATE	DWN	APVD
	A1	REVISED	ECR-14-003513	10MAR2014	TS KB

1. 適用電線 ; AVSS, CAVS 0.3~0.5mm²

2. 金めっき範囲 (-2のみ)

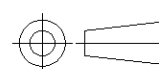
3. 錫めっき範囲 (-2のみ)

1. APPLICABLE WIRE RANGE ; AVSS, CAVS 0.3~0.5mm²

2. GOLD PLATING AREA (-2 ONLY)

3. TIN PLATING AREA (-2 ONLY)

THIS DRAWING IS A CONTROLLED DOCUMENT.

DIMENSIONS:
mmMATERIAL
BRASSTOLERANCES UNLESS
OTHERWISE SPECIFIED:0 PLC ± -
1 PLC ± -
2 PLC ± -
3 PLC ± -
4 PLC ± -
ANGLES ± -

SEE TABLE

DWN H.YAMAGAMI 20DEC96

CHK D.MATSUURA 20DEC96

APVD N.SAI 20DEC96

PRODUCT SPEC

APPLICATION SPEC

114-5228

WEIGHT 0.31 g

CUSTOMER DRAWING

1376703-2 SELECTIVE GOLD/TIN 部分金めっき/錫めっき 2 3 353537-2

1376703-1 PRE-TIN 錫めっき済 353537-1

LOOSE PIECE NUMBER バラ端子型番 FINISH 仕上げ PART NUMBER 型番

TE Connectivity

NAME

040III UNSEALED CONTACT,
TAB (S)

SIZE CAGE CODE DRAWING NO RESTRICTED TO

A3 00779 C-353537

SCALE 5:1 SHEET 1 OF 1 REV A1

Mouser Electronics

Authorized Distributor

Click to View Pricing, Inventory, Delivery & Lifecycle Information:

[TE Connectivity:](#)

[353537-1](#) [353537-2](#)