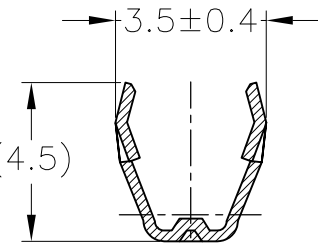
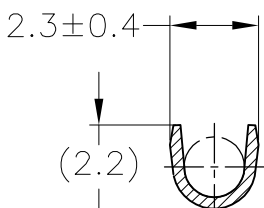
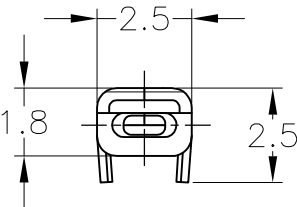
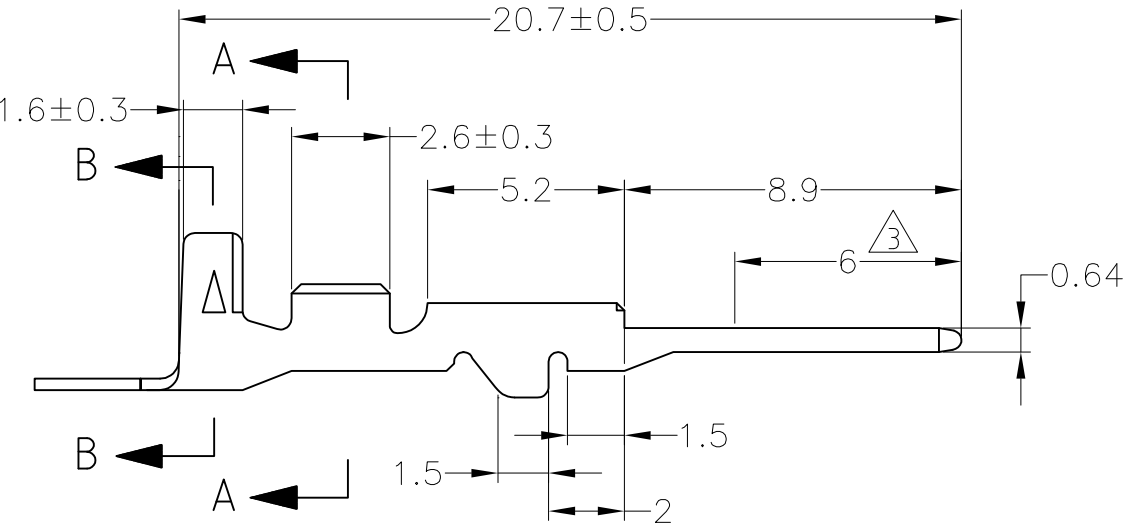
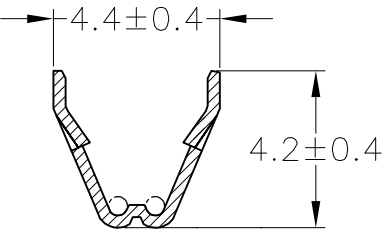
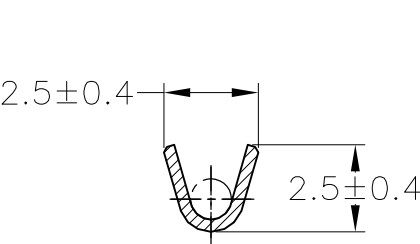
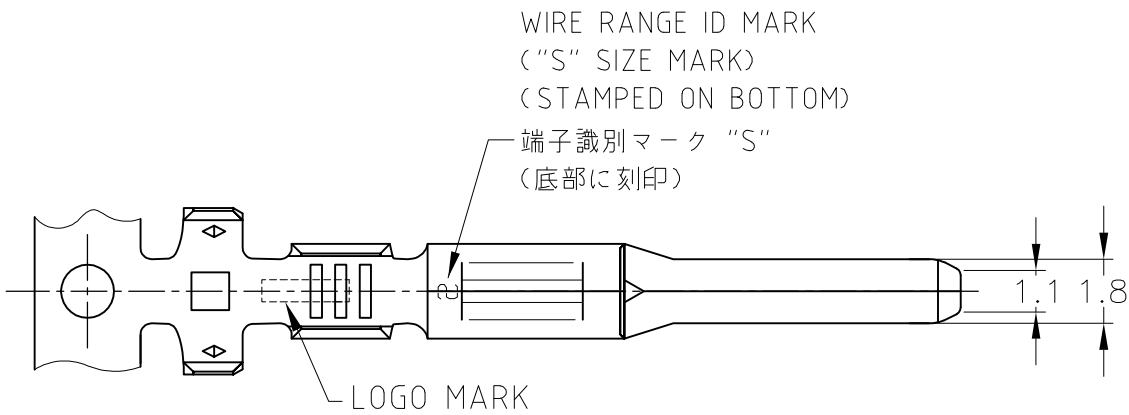


REVISIONS					
P	LTR	DESCRIPTION		DATE	APVD
	E	REVISED	ECR-17-012605	25DEC2017	YN TK




(175029のみ適用)
(ONLY 175029)

(175029のみ適用)
(ONLY 175029)

- 1. 製品規格番号 ; 108-5231, 108-5264
- 2. 嵌合相手端子型番 ; 173630 他
- 3. 部分金めっき, 他はニッケルめっき

- 1. PRODUCT SPECIFICATION NO. ; 108-5231, 108-5264
- 2. RECEPTACLE CONTACT ; 173630 etc.
- 3. SELECTIVE GOLD PLATING, REMAINDER NICKEL PLATING

TOLERANCES UNLESS OTHERWISE SPECIFIED:	
10 ≥	: ±0.2
30 ≥	: ±0.25
100 ≥	: ±0.3
ANGLE	: ±3°

WIRE RANGE AVS 0.2~0.3mm ² (AWG#24-#22)	INSULATION DIA. 1.4~1.9mmφ	バラ端子型番 LOOSE PIECE NUMBER	仕上げ FINISH	材料 MATERIAL	型番 PART NUMBER
THIS DRAWING IS A CONTROLLED DOCUMENT.		DWN T.SHINOHARA 14JUN2012	 TE Connectivity Ltd.		
DIMENSIONS: mm		CHK K.BETSUI 14JUN2012			
TOLERANCES UNLESS OTHERWISE SPECIFIED:		APVD K.BETSUI 14JUN2012			
0 PLC ± - 1 PLC ± - 2 PLC ± - 3 PLC ± - 4 PLC ± - ANGLES ± -		PRODUCT SPEC SEE NOTE 1			
MATERIAL SEE TABLE		APPLICATION SPEC 114-5092	NAME 070 SERIES TAB CONTACT		
FINISH SEE TABLE		WEIGHT 0.3 g	SIZE A3	CAGE CODE 00779	DRAWING NO C-173633
CUSTOMER DRAWING		SCALE 5:1	SHEET 1 OF 1	RESTRICTED TO —	
		REV E			

Mouser Electronics

Authorized Distributor

Click to View Pricing, Inventory, Delivery & Lifecycle Information:

[TE Connectivity:](#)

[173633-2](#)