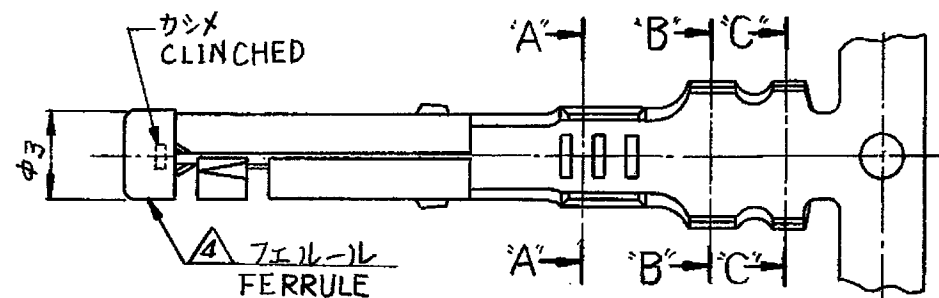


© COPYRIGHT 2010 BY TYCO ELECTRONICS CORPORATION.
ALL INTERNATIONAL RIGHTS RESERVED.

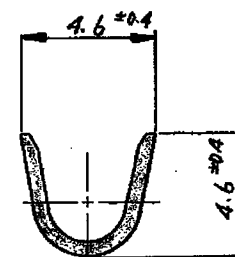
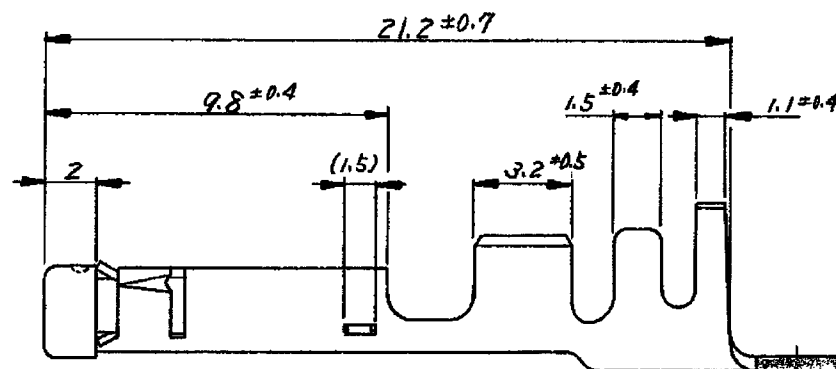
一般公差 GENERAL TOLERANCE	
30以下 100以下 OVER 30 NOT REACHING 100	±0.3
10以下 30以下 OVER 10 NOT REACHING 30	±0.25
NOT REACHING 10 角 度 ANGLE	±0.2 ±3°



断面 A-A
(SECTION A-A)

断面 C-C
(SECTION C-C)

2ピンと嵌合
TO MATE WITH
2.0MM DIA. PIN



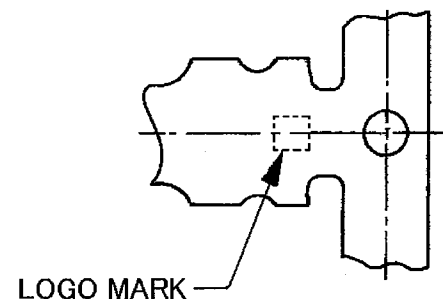
断面 B-B
(SECTION B-B)

注:

- 嵌合相手型番 170279
- 適用製品規格番号 108-5121
- 適用端子圧着仕様書番号 114-5039
- フェルル材料: 黄銅

NOTES

- MATING COUNTERPART PART NUMBER 170279
- APPLICABLE PRODUCT SPECIFICATION NUMBER 108-5121
- APPLICABLE APPLICATION SPECIFICATION NUMBER 114-5039
- FERRULE MATERIAL: BRASS



LOGO MARK

170293-1	逆巻リール (REVERSED REEL)	0.32	錫めき付黄銅 (PRETIN BRASS)	1-170280-1
パラ 端子型番 (LP PART No)	備考 (REMARKS)	板厚 (STOCK THICKNESS)	材料 (MATERIAL)	番号 (NUMBER)
表参照 (SEE TABLE)		一般公差 TOLERANCE EXCEPT 4 AS NOTED	Tyco Electronics Tyco Electronics Corporation Kawasaki, Japan	
適用配線範囲 (APPLICABLE WIRE RANGE) 0.5~2mm		DR. X. ymasaka 5/19/78	名称 (NAME) 2ピンリセプタクルランスレス	
絶縁外径 (INSULATION DIAMETER) 2.2~3.4mm		CHK. 11.102704 5-24-78	2MM DIA PIN RECEPTACLE LANCELESS	
		DE APP. X. ymasaka 5/19/78	SIZE B LOC J	番号 (NO.) C-170280
			尺度 (SCALE) 4:1	REV. C SHEET 1

C	ECR-10-018948	TS	12/27/2010
B1	ECN J-12303	DMK	3/19/78
B	ECN J80-5657	KQ	7/1/78
A1	ECN J8-5003	S.O	11/1/78
A	変更	P.N	7/8/78
O	作成	X.Y	5/12/78
LTR.	変更 (REVISION RECORD)	DR.	CHK.

Mouser Electronics

Authorized Distributor

Click to View Pricing, Inventory, Delivery & Lifecycle Information:

[TE Connectivity:](#)

[1-170280-1](#)