


## Interface Plug-in Relay XT

- 1 pole 16 A, 2 pole 8 A, 1 form C (1 CO) contact or 2 form C (2 CO) contacts
- DC or AC coil, sensitive coil 400 mW
- Reinforced insulation, protection class II (VDE 0700)
- 4kV/8mm dielectric strength between coil and contact
- Manual test tab, optionally lockable
- Version with mechanical and/or electrical indicator optional
- Suitable for use in Tyco Electronics' standard RT sockets
- Recycleable packaging

Typical applications

Panel boards, mechanical engineering.



### Approvals

VDE Cert. No. 40017832, UL E214025, Lloyds 08/20067 (E2)

Technical data of approved types on request.

Contact Data	XT 1pole	XT 2pole
Contact arrangement	1 form C (CO)	2 form C (CO)
Rated voltage	240VAC	240VAC
Max. switching voltage	400VAC	400VAC
Rated current	16A	8A, UL: 10A
Limiting making current, max 4s, df 10%	30A	15A
Limiting short-time current, 30ms	300A	300A
Switching power	4000VA	2000VA
Contact material	AgNi90/10	
Min. recommended contact load	12V at 10mA	
Initial voltage drop	30mV at 100mA/6VDC	
Frequency of operation, with/without load	360/36000h <sup>-1</sup>	
Operate time, DC coil	typ. 8ms	typ. 10ms
Release time, DC coil, without PD	typ. 6ms	typ. 5ms
Bounce time,		
form A/form B, DC coil	typ. 4/6ms	typ. 4/9ms

### Contact ratings

Type	Contact	Load	Cycles
<b>IEC 61810</b>			
XT3	C (CO)	16A, 250VAC, cosφ=1, 70°C	30x10 <sup>3</sup>
XT3	A (NO)	16A, 250VAC, cosφ=1, 70°C	50x10 <sup>3</sup>
XT4	C (CO)	8A, 250VAC, cosφ=1, 70°C	50x10 <sup>3</sup>
XT4	DC-coil A (NO)	8A, 250VAC, cosφ=1, 70°C	100x10 <sup>3</sup>
<b>UL 508</b>			
XT3	C (CO)	16A, 250VAC, general purpose, 70°C	30x10 <sup>3</sup>
XT4	C (CO)	10A, 250VAC, general purpose, 70°C	20x10 <sup>3</sup>
XT4	C (CO)	8A, 250VAC, general purpose, 70°C	30x10 <sup>3</sup>
Mechanical endurance			
DC coil		10x10 <sup>6</sup> operations	
AC coil		5x10 <sup>6</sup> operations	

### Coil Data

Coil voltage range	6 to 110VDC 24 to 230VAC
--------------------	-----------------------------

Operative range, IEC 61810	2
Coil insulation system according UL	class 155 (F)

### Coil versions, DC coil

Coil code	STD	LED	LED & PD <sup>3)</sup>	Rated voltage VDC	Operate voltage VDC	Release voltage VDC	Coil resistance Ω±10% <sup>1)</sup>	Rated coil power mW <sup>4)</sup>
012	L12	LB2		12	8.4	1.2	360	400/10
024	L24	LC4		24	16.8	2.4	1440	400/19
048	L48	LE8		48	33.6	4.8	5520	417/39
110	M10	MB0		110	77.0	11.0	28800 <sup>1)</sup>	420/87

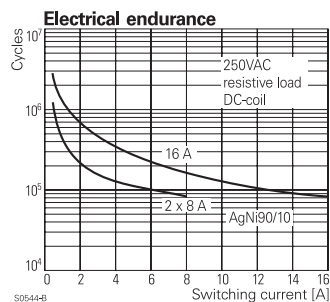
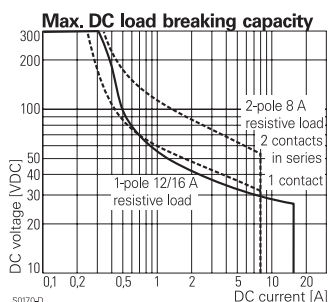
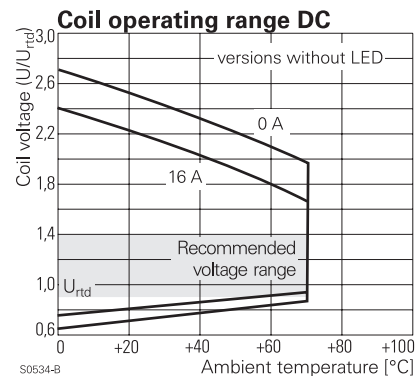
1) Coil resistance ±12%.

3) Protection diode PD; standard polarity: +A1 / -A2.

4) Coil power/optional LED power.

All figures are given for coil without pre-energization, at ambient temperature +23°C.

Other coil voltages on request.



## Interface Plug-in Relay XT (Continued)

### Coil Data (continued)

#### Coil versions, AC coil

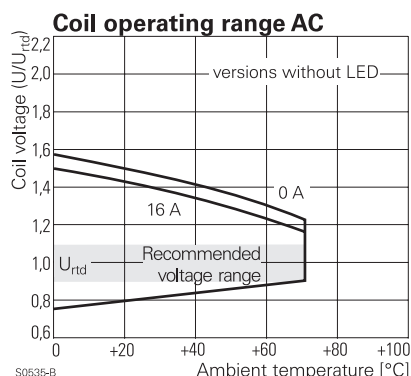
Coil code		Rated voltage	Operate voltage	Release voltage	Coil resistance	Rated coil power
STD	LED		50/60Hz	50/60Hz		50/60Hz
		VAC	VAC	VAC	Ω±10% <sup>2)</sup>	VA <sup>5)</sup>
524	R24	24	18.0/19.2	3.6	350	0.76/0.58
615	S15	115	86.3/92.0	17.3	8100 <sup>2)</sup>	0.76/0.58
730	T30	230	172.5/184.0	34.5	32500 <sup>2)</sup>	0.74/0.58

2) Coil resistance  $\pm 15\%$ .

5) Power for optional LED: 24VAC:12mVA, 115VAC: 54mVA, 230VAC: 73mVA.

All figures are given for coil without pre-energization, at ambient temperature +23°C.

Other coil voltages on request.



### Insulation Data

Initial dielectric strength	
between open contacts	1000Vrms
between contact and coil	
in combination with socket RT78726	5000Vrms
in combination with socket RT78725	4000Vrms
between adjacent contacts	2500Vrms
Initial surge withstand voltage	
between contact and coil	5000V (1,2/50 $\mu$ s)
Clearance/creepage	
between contact and coil	$\geq 8/8$ mm
Material group of insulation parts	IIIa
Tracking index of relay base	PTI 175V

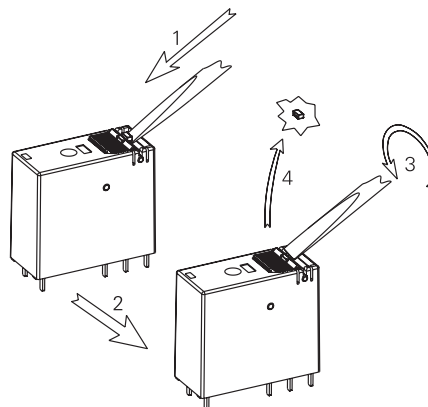
### Other Data

Material compliance: EU RoHS/ELV, China RoHS, REACH, Halogen content refer to the Product Compliance Support Center at [www.te.com/customer-support/rohssupportcenter](http://www.te.com/customer-support/rohssupportcenter)

Ambient temperature	-40 to +70°C
Cold storage, IEC 60068-2-1	-40°C/16h
Dry heat, IEC 60068-2-2	85°C/16h
Damp heat cyclic	
IEC 60068-2-30, Db, Variant 1	25/55°C for 12/12h (2 cycles)
Category of environmental protection	RTII - flux proof
IEC 61810	
Vibration resistance (functional), form A (NO)/form B (NC)	20/5g (30 to 500Hz)
Shock resistance (destructive)	100g
Terminal type	plug-in
Cover retention	
pull force	100 N
push force	100 N
Mounting distance	$\geq 4.5$ mm,
corresponds to dense packing of sockets	
Manual operation	testing and locking position <sup>6)</sup>
Weight	16g
Packaging unit	10/250 pcs.

<sup>6)</sup> Locking function description

If the test button is pulled out too forcefully, it may bypass the momentary testing position and go straight into the locked position. Delivery status is with testing possibility only, to reach locking position please remove the locking plastic pip according drawing.



### Accessories

For details see datasheet [Accessories Interface Plug-in Relay XT](#)

Note: indicated contact ratings and electrical endurance data for direct wiring of relays (according IEC 61810-1); for relays mounted on sockets deratings may apply.

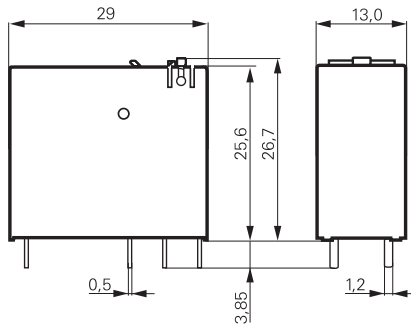
### Product Sets

Complete sets consisting of a relay mounted on a socket

see [Package XT](#)

## Interface Plug-in Relay XT (Continued)

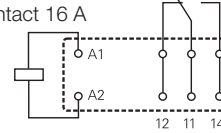
### Dimensions



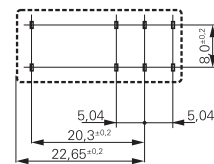
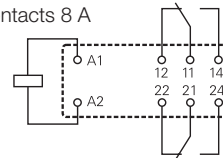
### Terminal assignment

Bottom view on pins

1 form C (CO) contact 16 A



2 form C (CO) contacts 8 A



### Product code structure

Typical product code **XT 3 7 4 T30**

Type	XT Interface Plug-in Relay XT
Version	<b>3</b> 1 pole, 16A, pinning 5mm <b>4</b> 2 pole, 8A, pinning 5mm
Contact configuration	<b>1</b> 1 form C contact (1 CO) <b>2</b> 2 form C contacts (2 CO) <b>7</b> 1 form C contact (1 CO) with test button and mechanical indicator <b>8</b> 2 form C contacts (2 CO) with test button and mechanical indicator
Contact material	<b>4</b> AgNi90/10
Coil	Coil code: please refer to coil versions table

Product key	Contacts	Cont. material	Coil	Coil	Part number
XT374LC4	1 form C	AgNi90/10	DC coil	24VDC	1887112-1
XT374R24	1 CO contact	test button, mechanical	AC coil	24VAC	1887113-3
XT374T30	16A	mechanical and electrical indicator	DC coil	230VAC	1887113-1
XT484LC4	2 form C		DC coil	24VDC	1887212-1
XT484R24	2 CO contacts		AC coil	24VAC	1887213-3
XT484T30	8A			230VAC	1887213-1

Other types on request.

# Mouser Electronics

Authorized Distributor

Click to View Pricing, Inventory, Delivery & Lifecycle Information:

[TE Connectivity:](#)

[XT484R24](#)