


Power PCB Relay RX2

- 2 pole 8A, 2 form C (CO) contacts
- DC or AC coil
- Reinforced insulation
- Height 15.7mm
- Transparent cover optional

Typical applications

Domestic appliances, heating control, emergency lighting, automatic doors



S0271-A



Approvals

VDE REG.-Nr. A651, UL E214025
Technical data of approved types on request

Contact Data

Contact arrangement	2 form C (CO)
Rated voltage	250VAC
Max. switching voltage	400VAC
Rated current	8A
Limiting making current, max 4 s, duty factor 10%	15A
Breaking capacity max.	2000VA
Contact material	AgNi 90/10
Frequency of operation, with/without load	360/36000h ⁻¹
Operate/release time max., DC coil	8/6ms
Bounce time max., DC coil, form A/form B	4/10ms

Contact ratings

Type	Contact	Load	Cycles
IEC 61810			
RX424	A/C (NO/CO)	8A, 250VAC resistive, 70°C	40x10 ³
RX424	B (NC)	8A, 250VAC resistive, 70°C	60x10 ³
UL 508			
RX424	A/B (NO/NC)	8A, 250VAC, general purpose 70°C	40x10 ³

Mechanical endurance

DC coil	>5x10 ⁶ operations
AC coil	>1x10 ⁶ operations

Coil Data

Coil voltage range	
DC coil	5 to 110VDC
AC coil	24 to 230VAC
Operative range, IEC 61810	2
Coil insulation system according UL1446	class F

Coil versions, DC coil

Coil code	Rated voltage VDC	Operate voltage VDC	Release voltage VDC	Coil resistance $\Omega \pm 10\%$	Rated coil power mW
005	5	3.5	0.5	50	500
006	6	4.2	0.6	68	529
012	12	8.4	1.2	274	526
024	24	16.8	2.4	1095	526
048	48	33.6	4.8	4380	526
060	60	42.0	6.0	6845	526
110	110	77.0	11.0	23010	526

All figures are given for coil without pre-energization, at ambient temperature +23°C.

Other coil voltages on request.

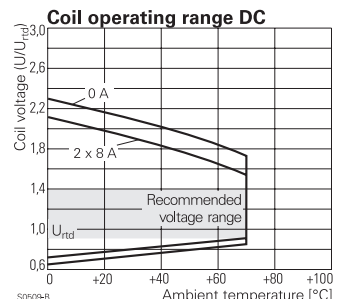
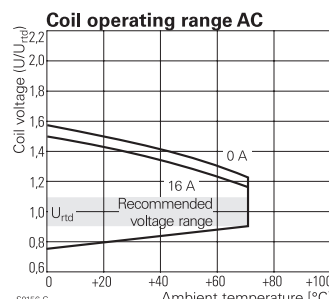
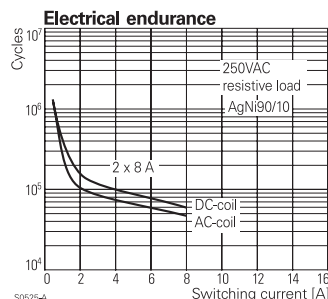
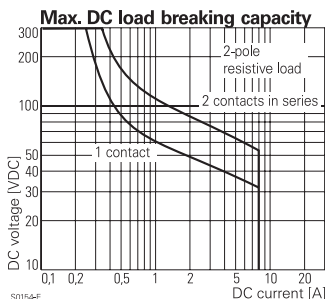
Coil versions, AC coil

Coil code	Rated voltage VAC	Operate voltage VAC	Release voltage VAC	Coil resistance $\Omega \pm 15\%^{1)}$	Rated coil power VA
524	24	18.0	3.6	350 ¹⁾	0.76
615	115	86.3	17.3	8100	0.76
730	230	172.5	34.5	32500	0.74

1) Coil resistance $\pm 10\%$.

All figures are given for coil without pre-energization, at ambient temperature +23°C, 50Hz.

Other coil voltages on request.



Power PCB Relay RX2 (Continued)

Insulation Data

Initial dielectric strength	
between open contacts	1000V _{rms}
between contact and coil	4000V _{rms}
between adjacent contacts	2500V _{rms}
Clearance/creepage	
between contact and coil	≥ 8/8mm
between adjacent contacts	≥ 3/4mm
Material group of insulation parts	IIIa
Tracking index of relay base	PTI250V

Other Data

Material compliance: EU RoHS/ELV, China RoHS, REACH, Halogen content refer to the Product Compliance Support Center at www.te.com/customersupport/rohssupportcenter

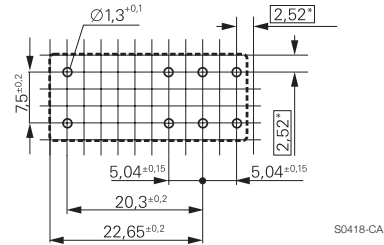
Ambient temperature	-40 to 70°C
Category of environmental protection	
IEC 61810	RTII - flux proof
Vibration resistance (functional), form A/form B, 10 to 150Hz	20/4g
Shock resistance (destructive)	100g
Terminal type	
standard version (white cover)	PCB-THT, plug-in
transparent version	PCB-THT
Mounting distance	
standard version (white cover)	≥ 2.5mm
transparent version	≥ 5mm
Weight	14g
Resistance to soldering heat THT	
IEC 60068-2-20	270°C/10s
Packaging/unit	tube/20 pcs., box/500 pcs.

Accessories

For standard version (white cover), details see datasheet [Accessories Industrial Power Relay RT](#)
NOTE: indicated contact ratings and electrical endurance data for direct wiring of relays (according IEC 61810-1); for relays mounted on sockets deratings may apply.

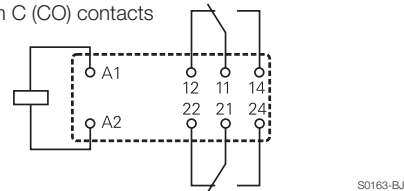
PCB layout / terminal assignment

Bottom view on solder pins

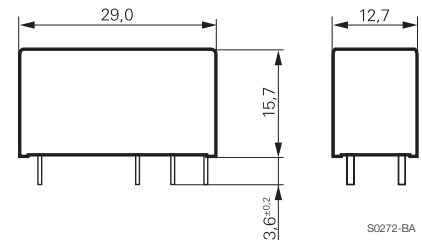


*) With the recommended PCB hole sizes a grid pattern from 2.5mm to 2.54mm can be used.

2 form C (CO) contacts



Dimensions



Product code structure

Typical product code **RX 4 2 4 012**

Type	RX Power PCB Relay RX2
Version	4 8A, pinning 5mm, flux proof
Contact configuration	2 2 form C (CO) contacts
Contact material	4 AgNi 90/10
Coil	Coil code: please refer to coil versions table
Cover	Blank Standard cover (white) C Transparent cover (clear)

Product code	Version	Contacts	Contact material	Coil	Cover	Part number
RX424005	8A	2 form C (CO) contacts	AgNi 90/10	5VDC	White	5-1415525-1
RX424006	pinning 5mm			6VDC		5-1415524-1
RX424012	flux proof			12VDC		2-1415504-1
RX424012C					Transparent	5-1415504-1
RX424024				24VDC	White	3-1415504-1
RX424024C					Transparent	6-1415504-1
RX424730				230VAC		4-1415504-1
RX424730C					Transparent	7-1415504-1

This list represents the most common types and does not show all variants covered by this datasheet.
Other types on request

Mouser Electronics

Authorized Distributor

Click to View Pricing, Inventory, Delivery & Lifecycle Information:

[TE Connectivity:](#)

[RX424024C](#)