


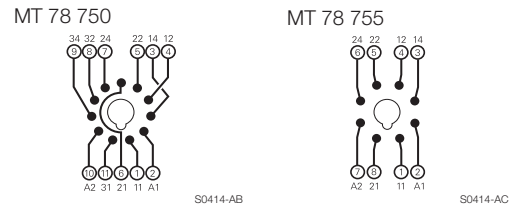
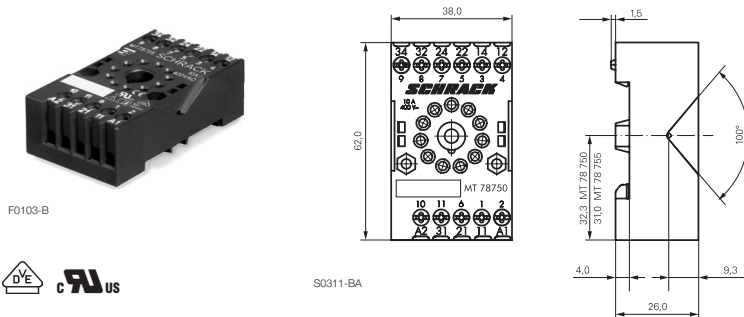
Accessories Multimode Relay MT

- Snap-on mounting on DIN-rail
- Screw mounting
- Pozidrive screws with rising clamp terminals
- Logical layout of input-/output connections
- White marking area

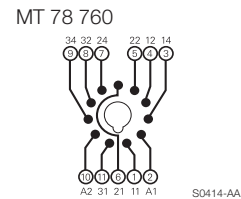
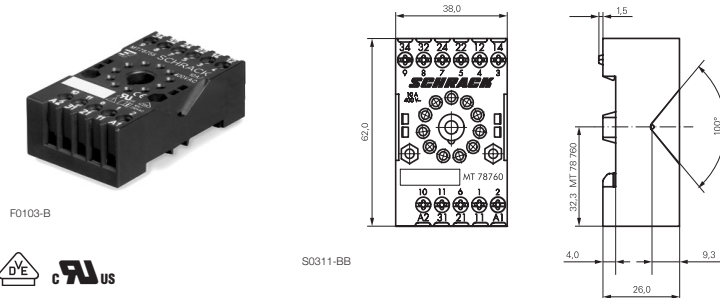


MT DIN-rail sockets with screw-type terminals

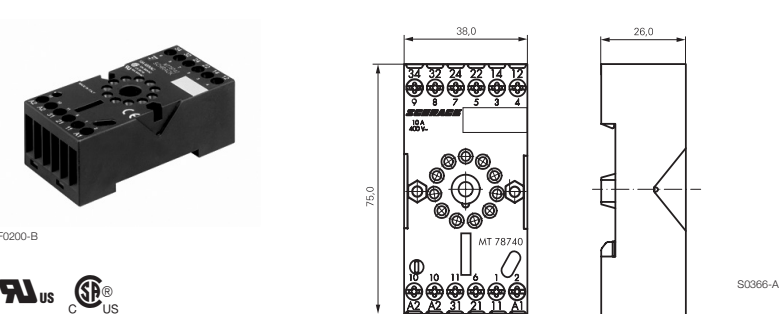
- MT 78 750** MT3 DIN-rail socket with screw-type terminals, 11-pin
MT 78 755 MT2 DIN-rail socket with screw-type terminals, 8-pin



- MT78 760** MT3 DIN-rail socket with screw-type terminals, 11-pin



- MT 78 740** MT3 DIN-rail socket with screw-type terminals, 11-pin
MT 78 745 MT2 DIN-rail socket with screw-type terminals, 8-pin



Socket system MT 78 740 and MT 78 745

- 8/11 pin socket for MT2 / MT3
- Double A2 screw for simple further connection of coil supply

Accessories Multimode Relay MT (Continued)

Approvals

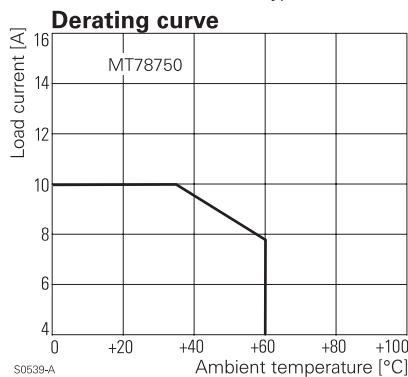
VDE Cert. No. 40009096, cULus E135149

Technical data MT78 750/755/760/740/745

Rated voltage/Max. switching voltage AC	240/400 VAC
Rated current	10 A
Dielectric strength	
coil-contact circuit	2500 V _{rms}
open contact circuit	1500 V _{rms}
adjacent contact circuit	2500 V _{rms}
Clearance / creepage coil-contact circuit	≥ 2.8/4 mm
Material group of insulation parts	IIIa
Insulation to IEC 60664-1	
Type of insulation coil-contact circuit	basic
open contact circuit	functional
adjacent contact circuits	basic
Rated insulation voltage	250 V
Pollution degree	2
Rated voltage system	230/400 V
Overvoltage category	III
Material compliance: EU RoHS/ELV, China RoHS, REACH, Halogen content refer to the Product Compliance Support Center at www.te.com/customersupport/rohssupportcenter	
Ambient temperature range	-20...+80°C
Terminals	screw
Terminal screw torque acc. IEC 61984	0.5 Nm
max.	0.7 Nm
Wire strip length	9 mm
Wire cross section	
single wire	2 x 2.5 mm ²
fine wire	2 x 2.5 mm ²
with bootlace crimp (DIN 46228/1)	2 x 1.5 mm ²
Insertion cycles	A (10)
Max. Insertion Force total	100 N
Mounting distance	≥ 0 mm, dense packing
Weight	
MT 78 750/760	54 g
MT 78 755	47 g
MT 78 740	62 g
MT 78 745	56 g
Packaging unit	25 pcs

DIN-rail sockets with screw-type terminals

Type	Part Number
MT 78 750 DIN-rail socket with screw-type terminals, 11-pin	1415035-1
MT 78 755 DIN-rail socket with screw-type terminals, 8-pin	3-1415035-1
MT 78 760 DIN-rail socket with screw-type terminals, 11-pin	8-1415034-1
MT 78 740 DIN-rail socket with screw-type terminals, 11-pin	8-1393163-3
MT 78 745 DIN-rail socket with screw-type terminals, 11-pin	8-1393163-4



Accessories for MT 78 750, MT 78 755, MT 78 760, MT 78 740, MT 78 745

Type	Part Number
MT 28 800 Metal retaining clip MT	8-1393163-0

LED and Protection modules for MT 78 740, MT 78 745

Type	Part Number
MTM TO 0A0 Protection diode 1N4007 (A1+, A2-)	7-1393163-6
MTM U0 730 RC-network 110...230 VAC	7-1393163-8
MTM L0 024 red LED 24 VAC / VDC	7-1393163-4



F0201-B

Function modules for MT 78 740, MT 78 745

Type	Part Number
MTM Z0 W00 Delay ON	7-1393163-9
MTM F0 W00 Multifunction	7-1393163-3



F0203-B



F0204-B

Technical data - Function modules

Nominal voltage	24...240 VDC / VAC
Mains frequency	48...63 Hz
Precision of time setting	+ 0.5 %
Readiness for repetition	≤ 0.5 % or 5 ms
Influence of temperature	≤ 0.1 %/°C
Time range switchable	0.05s...240h in 8 ranges
Material compliance: EU RoHS/ELV, China RoHS, REACH, Halogen content refer to the Product Compliance Support Center at www.te.com/customersupport/rohssupportcenter	
Ambient temperature range	-25...+55°C

Mouser Electronics

Authorized Distributor

Click to View Pricing, Inventory, Delivery & Lifecycle Information:

[TE Connectivity:](#)

[1415035-1](#) [MT78750](#)