

KMZ10CM

Linear Magnetic Field Sensor

SPECIFICATIONS

- ✦ Magneto resistive sensor technology
- ✦ Linear signal output
- ✦ Over increased field range
- ✦ Very low hysteresis
- ✦ High sensitivity
- ✦ Substitutes KMZ10C / NXP

Due to its featured properties - high sensitivity and almost no hysteresis – the **KMZ10CM** sensor is used in a wide range of applications, like magnetic field measurement, revolution counters, proximity detection and position measurement

FEATURES

- ✦ Wheatstone bridge
- ✦ Passive output signal
- ✦ Linear signal output proportional to magnetic field strength
- ✦ 4 lead package for measurement of z direction

APPLICATIONS

Detection of small magnetic fields, as in:

- ✦ Contactless switch
- ✦ Contactless displacement measurement
- ✦ Current measurement
- ✦ Polarity detection of small magnetic fields

PERFORMANCE SPECIFICATIONS

Parameter	Symbol	Condition	Min	Typ	Max	Unit
A. Operating Limits 1)						
max. supply voltage	$V_{CC,max}$				10	V
operating temperature	T_{op}		-40		+150	→C
storage temperature	T_{st}		-65		+165	→C
B. Sensor Specifications ($T = 25\text{ °C}$; $H_x = 3\text{ kA/m}$)						
supply voltage	V_{CC}			5	10	V
bridge resistance	R_b		1000	1400	1800	Ω
offset voltage	V_{OFF}/V_{CC}	$H_x=0$	-1.5	0	+1.5	mV/V
sensitivity	S	note 2	1	1.2	2	(mV/V)/(kA/m)
hysteresis	V_{HYST}	note 3	-	-	100	μV/V
linearity deviation	FL	note 4	-	-	6.5	%
C. Sensor Specifications ($T_{low} = 30\text{ °C}$; $T_{high} = 80\text{ °C}$; $H_x = 3\text{ kA/m}$; $V_{CC} = 5\text{ V}$)						
TC of sensitivity	TCS	note 5	-	- 0.35	-	%/K
TC of resistance	TCBR	note 6	-	+ 0.45	-	%/K
TC of offset	TCV_{off}	note 7,8, $H_x=0$	-4	0	+4	μV/V/K

1) Stress above one or more of the limiting values may cause permanent damage to the device. Exposure to limiting values for extended periods may affect device reliability.

2) The sensitivity is defined as the average slope of characteristic between $H_y=0$ and 6 kA/m and $H_x=3\text{ kA/m}$:

$$S = \frac{V_0(H_y = 6\text{ kA/m}) - V_0(H_y = 0)}{6 \cdot V_{CC}}$$

3) Hysteresis is defined as the difference between offset voltages measured without H_y -field after premagnetization by negative and positive $H_y=\pm 6\text{ kA/m}$ field:

$$V_{HYST} = V_0(H_1 \rightarrow H_0) - V_0(H_1 \leftarrow H_0); H_0 = 0; H_1 = 6 \frac{\text{kA}}{\text{m}}; H_x = 3 \frac{\text{kA}}{\text{m}}; V_{CC} = 5\text{ V}$$

4) The linearity error is the deviation of output voltage measured at $H_y=3\text{ kA/m}$ from the average of $H_y=0$ and 6 kA/m- output voltages, expressed as percentage of the output voltage difference measured between 0 and 6 kA/m:

$$FL = \left| \frac{1}{2} \frac{V_0(H_y = 3\text{ kA/m}) - V_0(H_y = 0)}{V_0(H_y = 6\text{ kA/m}) - V_0(H_y = 0)} \right| * 100\%$$

5) The temperature coefficient of sensitivity is defined as the percentage change of the sensitivity per K referred to the value at $T_1 = -25\text{ °C}$; $T_2 =$ operating temperature:

$$TCS = \frac{1}{(T_2 - T_1)} * \frac{S(T_2) - S(T_1)}{S(T_1)} * 100\%$$

- 6) The temperature coefficient of resistance is defined as the percentage change of the resistance per K referred to the value at $T_1 = -25\text{ }^{\circ}\text{C}$; T_2 = operating temperature:

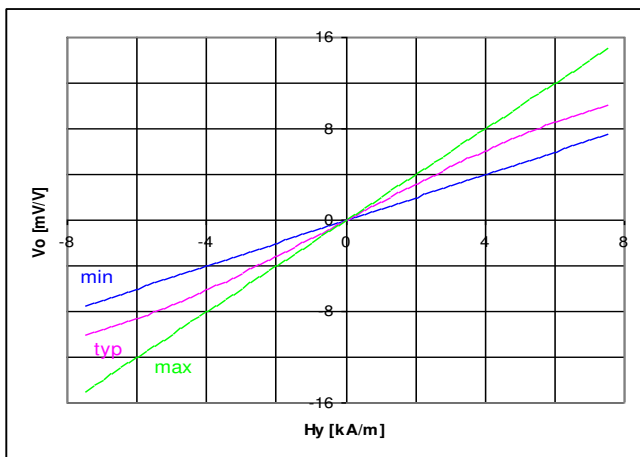
$$TCBR = \frac{1}{(T_2 - T_1)} * \frac{R(T_2) - R(T_1)}{R(T_1)} * 100\%$$

- 7) Temperature coefficient of offset voltage is defined as the voltage change per K expressed in $\mu\text{V/V}$:

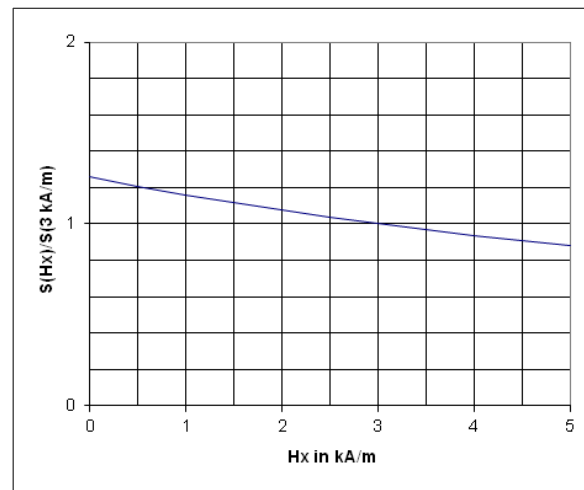
$$TCV_{off} = \frac{V_{off}(T_2) - V_{off}(T_1)}{(T_2 - T_1)}$$

- 8) Linear behaviour assumed

TYPICAL PERFORMANCE CURVES



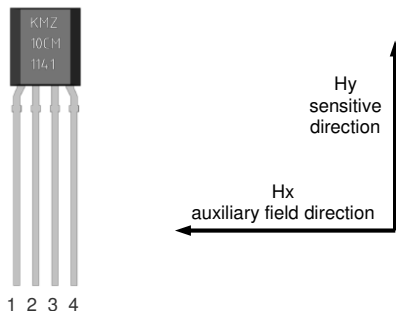
Typical output characteristic



Sensitivity as a function of auxiliary field strength

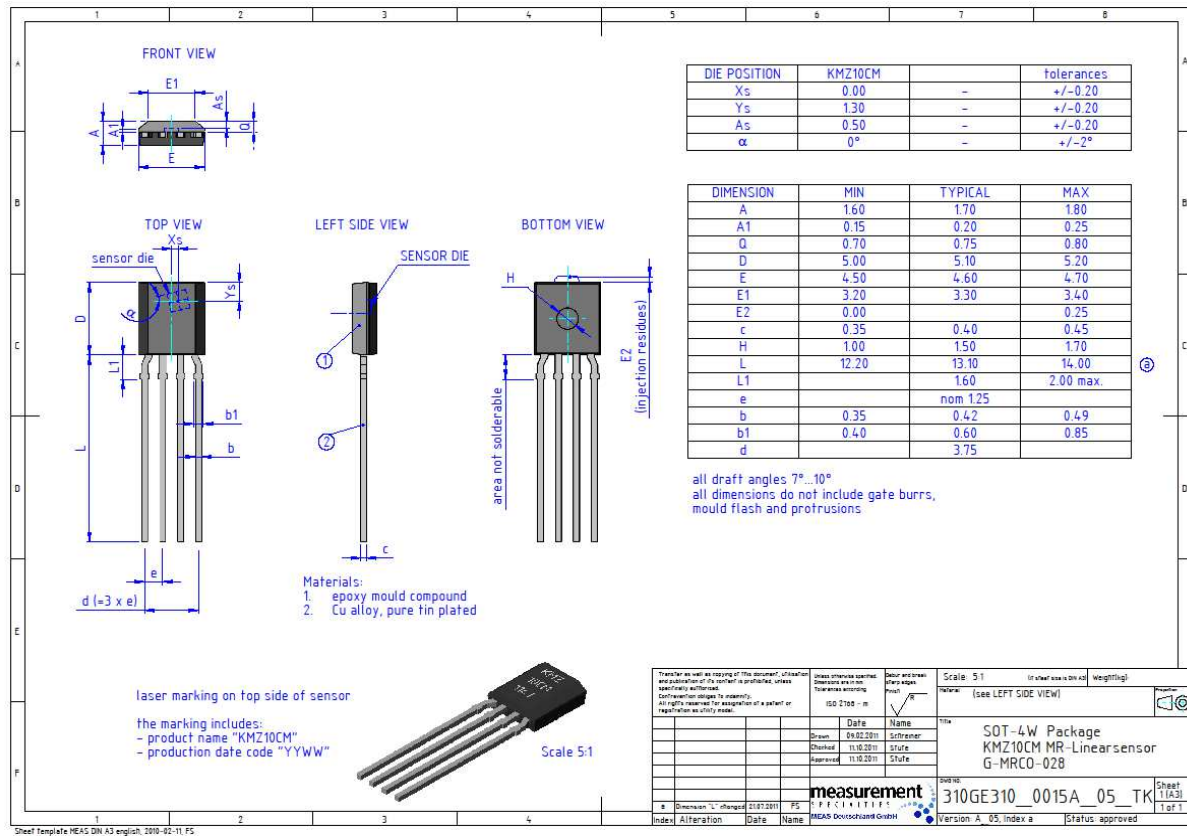
FUNCTION

TERMINAL CONNECTIONS



Pin	Symbol	Function
1	+Vo	positive output voltage
2	GND	negative supply voltage
3	-Vo	negative output voltage
4	+Vcc	positive supply voltage

BLOCK DIAGRAM



ORDERING CODE

Product	Description	Part number
KMZ10CM	KMZ10 CM Linear Field Sensor	G-MRCO-028

NORTH AMERICA

Measurement Specialties, Inc.,
a TE Connectivity Company
Phone: +1-800-522-6752
Email: customercare.hmpt@te.com

EUROPE

MEAS Deutschland GmbH (Europe)
a TE Connectivity Company
Phone: +49-800-440-5100
Email: customercare.dtm@te.com

ASIA

Measurement Specialties (China), Ltd.,
a TE Connectivity Company
Phone: +86-400-820-6015
Email: customercare.shzn@te.com

TE.com/sensorsolutions

Measurement Specialties, Inc., a TE Connectivity company.

Measurement Specialties, TE Connectivity, TE Connectivity (logo) and EVERY CONNECTION COUNTS are trademarks. All other logos, products and/or company names referred to herein might be trademarks of their respective owners.

The information given herein, including drawings, illustrations and schematics which are intended for illustration purposes only, is believed to be reliable. However, TE Connectivity makes no warranties as to its accuracy or completeness and disclaims any liability in connection with its use. TE Connectivity's obligations shall only be as set forth in TE Connectivity's Standard Terms and Conditions of Sale for this product and in no case will TE Connectivity be liable for any incidental, indirect or consequential damages arising out of the sale, resale, use or misuse of the product. Users of TE Connectivity products should make their own evaluation to determine the suitability of each such product for the specific application.

© 2015 TE Connectivity Ltd. family of companies All Rights Reserved.

Mouser Electronics

Authorized Distributor

Click to View Pricing, Inventory, Delivery & Lifecycle Information:

[TE Connectivity:](#)

[G-MRCO-028](#)