


Power Relay RF

- 1 pole 16A, 1 form A (NO) or 1 form B (NC) contact
- Coil power 400mW
- Reinforced insulation (EN 61810, 60335, 60730)
- Ambient temperature up to 105°C
- Quick connect terminals for load side
- WG version: Materials in accordance to IEC 60335-1

Typical applications

Oven control, electric heating, power supplies, air conditioning, microwave ovens, hobs



F0273-BI



Approvals

VDE REG.-Nr. A652, UL E214025, CQC 05001014817
Technical data of approved types on request

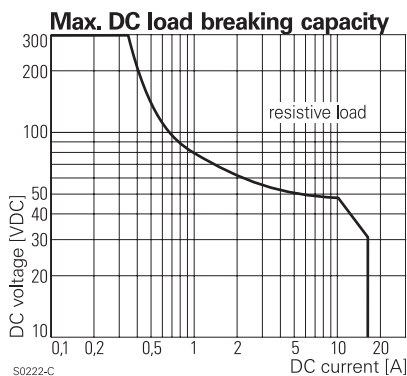
Contact Data

Contact arrangement	1 form A (NO) or 1 form B (NC)
Rated voltage	250VAC
Max. switching voltage	400VAC
Rated current	16A
Limiting making current, form A contact, max. 4s, duty factor 10 %	25A
Breaking capacity max.	4000VA
Contact material	AgNi 90/10
Min. recommended contact load	12VAC at 500mA
Frequency of operation, with/without load	360/72000h ⁻¹
Operate/release time max.	11/7ms
Bounce time max., form A/form B	4/4ms

Contact ratings

Type	Contact	Load	Cycles
IEC 61810			
RF334; RFH34	A (NO)	16A, 250VAC resistive, 85°C	100x10 ³
RF334; RFH34	A (NO)	11A, 250VAC resistive, 85°C	250x10 ³
RF334; RFH34	A (NO)	20A, 250VAC resistive, 85°C	25x10 ³
RF334; RFH34	A (NO)	25A, 250VAC resistive, 70°C	15x10 ³
RF354; RFH54	B (NC)	16A, 250VAC resistive, 85°C	100x10 ³
RF354; RFH54	B (NC)	20A, 250VAC resistive, 85°C	50x10 ³
RF354; RFH54	B (NC)	25A, 250VAC resistive, 70°C	20x10 ³
RFH34	A (NO)	16A, 250VAC resistive, 105°C	100x10 ³
RFH34	A (NO)	11A, 250VAC resistive, 105°C	250x10 ³
RFH34	A (NO)	18.5A, 250VAC resistive, 105°C	20x10 ³
RFH34	A (NO)	10A, 400VAC resistive, 105°C	150x10 ³

Mechanical endurance >10x10⁶ operations



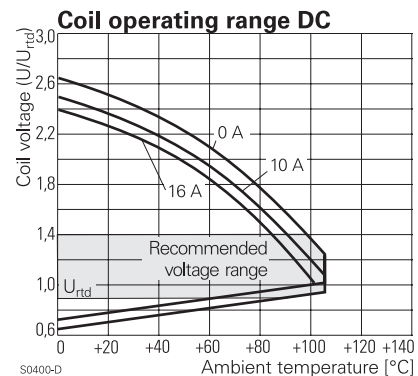
Coil Data

Coil voltage range	5 to 60VDC
Operative range, IEC 61810	2
Coil insulation system according UL1446	class F

Coil versions, DC coil

Coil code	Rated voltage VDC	Operate voltage VDC	Release voltage VDC	Coil resistance $\Omega \pm 10\%$	Rated coil power mW
005	5	3.5	0.5	62	403
006	6	4.2	0.6	90	400
009	9	6.3	0.9	203	399
012	12	8.4	1.2	360	400
024	24	16.8	2.4	1440	400
048	48	33.6	4.8	5520	417
060	60	42.0	6.0	8570	420

All figures are given for coil without pre-energization, at ambient temperature +23°C.
Other coil voltages on request.



Insulation Data

Initial dielectric strength	
between open contacts	1000V _{rms}
between contact and coil	4000V _{rms}
Clearance/creepage	
between contact and coil	≥8/8mm
Material group of insulation parts	IIIa
Tracking index of relay base	PTI250V

Power Relay RF (Continued)

Other Data

Material compliance: EU RoHS/ELV, China RoHS, REACH, Halogen content refer to the Product Compliance Support Center at www.te.com/customersupport/rohssupportcenter

Resistance to heat and fire

WG version according to EN 60335-1, par.30

Ambient temperature

RF3 -40 to 85°C

RFH -40 to 105°C

Category of environmental protection

IEC 61810 RTII - flux proof¹⁾

Vibration resistance (functional),

form A/form B, 55 to 500Hz 20/5g

Shock resistance (destructive) 100g

Terminal type PCB-THT, quick connect for load side

Weight 20g

Resistance to soldering heat THT, IEC 60068-2-20

flux proof version 270°C/10s

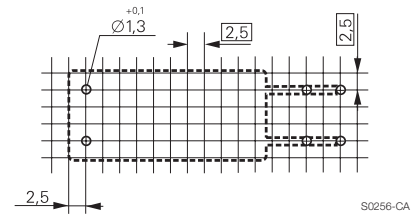
wash tight version 260°C/5s

Packaging/unit tray/30 pcs., box/300 pcs.

1) RTIII - wash tight version on request

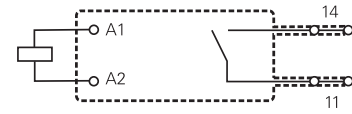
PCB layout / terminal assignment

Bottom view on solder pins



S0256-CA

1 form A (NO) contact



S0256-CB

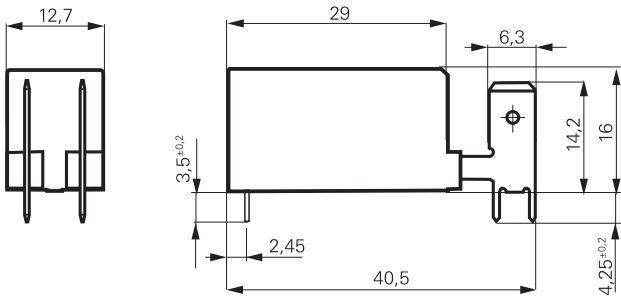
1 form B (NC) contact



S0256-CC

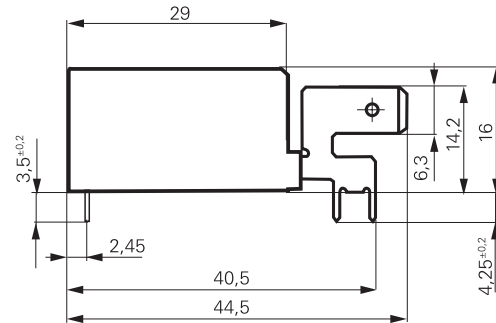
Dimensions

Quick connect terminals vertical



S0282-CI

Quick connect terminals horizontal



S0282-CJ

Power Relay RF (Continued)

Product code structure

Typical product code

RF 3 3 4 012 WG

Type	
RF Power Relay RF	
Version	
3	16A, 85°C
H	16A, 105°C
Contact configuration	
3	1 form A (NO) contact, quick connect term. vertical
5	1 form B (NC) contact, quick connect term. vertical
D	1 form A (NO) contact, quick connect term. horizontal
F	1 form B (NC) contact, quick connect term. horizontal
Contact material	
4	AgNi 90/10
Coil	
Coil code: please refer to coil versions table	
Version	
Blank	Standard version
WG	Product in accordance with IEC 60335-1 (domestic appliances)

Wash tight version on request

Product code	Contact arrangement	Version	Coil	Version	Part number
RF334012	1 form A (NO)	85°C	12VDC	Standard	8-1415513-1
RFH34009WG	contact	105°C	9VDC	IEC60335-1 compliant	4-1415520-1
RFH34012WG			12VDC		5-1415520-1
RFH34024			24VDC	Standard	1415511-1
RFH54006WG	1 form B (NC)		6VDC	IEC60335-1 compliant	1415521-1
RFH54024WG	contact		24VDC		3-1415521-1
RFHD4012WG	1 form A (NO)		12VDC		9-1415521-1

This list represents the most common types and does not show all variants covered by this datasheet.

Other types on request

Mouser Electronics

Authorized Distributor

Click to View Pricing, Inventory, Delivery & Lifecycle Information:

[TE Connectivity:](#)

[9-1415520-1](#) [RFH54005WG](#)