


## Slimline PCB Relay PCN

- 1 pole 3 A, 1 form A (NO) contact
- Only 5mm wide
- 3A switching current, load range 1mA up to 5A
- Sensitive coil 120mW
- Allows high function-/packing density
- Cadmium-free contacts
- Z type with reinforced insulation
- RoHS compliant (Directive 2002/95/EC)
- Haz. Loc. Version available

Typical applications

PLC, temperature control, I/O modules.



### Approvals

VDE REG.-Nr.40001589, UL E82292, CQC 08001026045

Technical data of approved types on request.

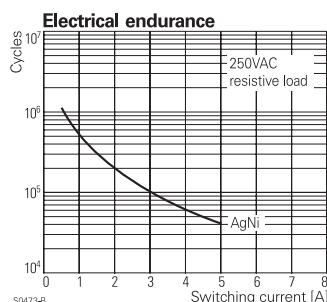
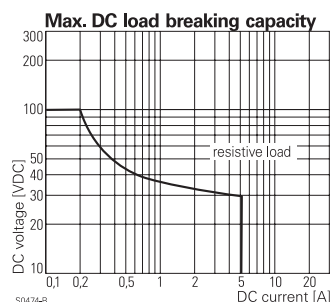
### Contact Data

Contact arrangement	1 form A (NO)
Rated voltage	250VAC/30VDC
Max. switching voltage	277VAC/125VDC
Rated current	3A/5A
Limiting continuous current	3A/5A
Breaking capacity max.	750VA (3A), 1250VA(5A)
Contact material	AgNi, gold plated
Contact style	bifurcated contact
Min. recommended contact load (reference)	5VDC, 100mA
Initial contact resistance	30mΩ at 100mA, 6VDC
Frequency of operation, with/without load	10/300min <sup>-1</sup>
Electrical endurance	
3A, 250VAC, resistive, +70°C	100x10 <sup>3</sup> ops.
5A, 250VAC, resistive, +85°C	30x10 <sup>3</sup> ops.

### Contact ratings

Load	Cycles
<b>IEC 61810</b>	
3A, 250VAC, cosφ=1, +70°C	100x10 <sup>3</sup>
3A/30VDC, L/R=0ms, +70°C	100x10 <sup>3</sup>
5A, 250VAC, cosφ=1, +85°C	30x10 <sup>3</sup>
5A 30VDC, L/R=0ms, +85°C	70x10 <sup>3</sup>
<b>UL 508</b>	
3A, 250VAC, resistive, +25°C	100x10 <sup>3</sup>
Pilot duty, B300, +25°C	6x10 <sup>3</sup>
Pilot duty, R300, +25°C	6x10 <sup>3</sup>
9A LRA, 1.5A FLA, 240VAC, +45°C	30x10 <sup>3</sup>

Mechanical endurance, DC coil >10x10<sup>6</sup> operations



### Coil Data

Coil voltage range	3 to 24VDC
Operative range, IEC 61810	1
Coil insulation system according UL	Class A
	Class F type available upon request

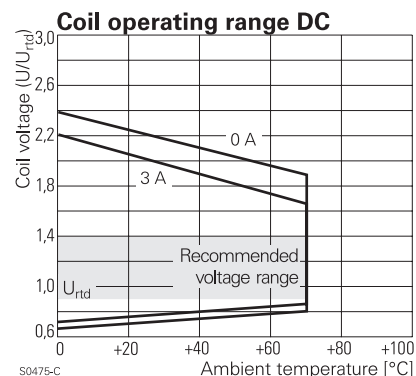
### Standard D coil version (120mW), DC coil

Coil code	Rated voltage VDC	Operate voltage VDC	Release voltage VDC	Coil resistance Ω±10%	Rated coil power mW
03	3	2.1	0.3	75	120
04	4.5	3.15	0.45	169	120
05	5	3.5	0.5	208	120
06	6	4.2	0.6	300	120
09	9	6.3	0.9	675	120
12	12	8.4	1.2	1200	120
18	18	12.6	1.8	2700	120
23	23.5	16.45	2.35	4602	120
24	24	16.8	2.4	4800	120

### Standard L coil version (100mW), DC coil

Coil code	Rated voltage VDC	Operate voltage VDC	Release voltage VDC	Coil resistance Ω±10%	Rated coil power mW
03	3	2.1	0.3	90	100
04	4.5	3.15	0.45	202	100
05	5	3.5	0.5	250	100
06	6	4.2	0.6	360	100
09	9	6.3	0.9	810	100
12	12	8.4	1.2	1440	100
18	18	12.6	1.8	3240	100
23	23.5	16.45	2.35	5522	100
24	24	16.8	2.4	5760	100

All figures are given for coil without pre-energization, at ambient temperature +23°C.



## Slimline PCB Relay PCN (Continued)

### Insulation Data

Initial dielectric strength	
between open contacts	750V <sub>rms</sub>
between contact and coil	3000V <sub>rms</sub>
Initial surge withstand voltage	
between contact and coil	4000V
Clearance/creepage	
between contact and coil	>3.5mm
Tracking index of relay base	PTI600

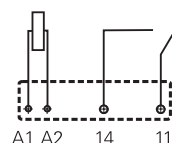
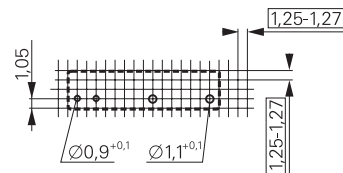
### Other Data

Material compliance: EU RoHS/ELV, China RoHS, REACH, Halogen content refer to the Product Compliance Support Center at [www.te.com/customersupport/rohssupportcenter](http://www.te.com/customersupport/rohssupportcenter)

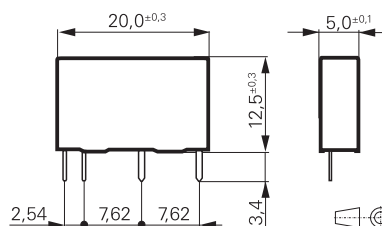
Ambient temperature	-40 to 85°C
Category of environmental protection	
IEC 61810	RTIII - wash tight
Vibration resistance (functional)	10 to 55Hz, 1.5mm
Vibration resistance (destructive)	10 to 55Hz, 1.5mm
Shock resistance (functional)	
IEC 60068-2-27 (half sine)	min. 98m/s <sup>2</sup> , 11ms
Shock resistance (destructive)	min. 980m/s <sup>2</sup> , 6ms
Terminal type	PCB-THT
Resistance to soldering heat THT	
IEC 60068-2-20	260°C/5s
Packaging/unit	box/2000 pcs.

### PCB layout / terminal assignment

Bottom view on solder pins



### Dimensions



### Product code structure

Typical product code

**PCN 1 05 D 3 M H Z ,001**

#### Type

**PCN** Small Slim Power PCB Relay PCN

#### Number of poles

**1** 1pole

#### Coil

Coil code: please refer to coil versions table (e.g. 05=5VDC)

#### Coil version

**D** standard 120mW **L** high sensitivity 100mW

#### Contact material

**3** AgNi

#### Contact arrangement

**M** 1 form A, 1 NO contact

#### Enclosure

**H** RTIII - wash tight

#### Insulation

**Z** Reinforced insulation (tracking resistance of relay base, case PTI 600)

#### Version

**00000** 3A model  
**00100** 5A model  
**-EX1** according to IEC60079-15 = 2010

Product code	Contact	Coil voltage	Coil	Cont. material	Enclosure	Rating	Part number
PCN-105D3MHZ,000	1-pole	5VDC	120mW	AgNi	RTIII - wash tight	3A	3-1461491-0
PCN-106D3MHZ,000		6VDC					3-1461491-1
PCN-112D3MHZ,000		12VDC					3-1461491-3
PCN-124D3MHZ,000		24VDC					3-1461491-6
PCN-124D3MHZ,001						5A	3-1461491-8 All
PCN-112D3MZ-EX1,00400		12VDC					2071520-1

Note: This list represents the most common types and does not show all variants covered by this datasheet, other types on request.

# Mouser Electronics

Authorized Distributor

Click to View Pricing, Inventory, Delivery & Lifecycle Information:

[TE Connectivity:](#)

[PCN-105D3MHZ](#) [PCN-105D3MHZ,000](#)