



DEUTSCH 369 Series PCB-Mount Connectors

Compact, Lightweight In-Line and Panel-Mount Connectors
for Printed Circuit Board Applications

DEUTSCH 369 Series PCB-Mount Connectors

DEUTSCH 369 Series connectors from TE Connectivity (TE) have been designed to meet today's tightening industry regulations and Electrical Wiring Interconnect Systems (EWIS) best practices. Based on TE's successful DEUTSCH ARINC 809/EN4165 single module connector, the lightweight, compact 369 series connectors, available in 3, 6, and 9 positions standard, are suited for applications where fewer contacts are needed in each connector and shielding is unnecessary. The 369 series connectors are particularly suited to commercial and business jet aircraft cabin applications. The range now features a variety of options to suit most applications, including in-line and panel-mount versions.





COMPATIBLE

- Fully compatible with 369 connector family
- Choice of in-line or panel-mount versions
- Compatible with other connectors meeting Boeing BACC65CP/CR

SPACE SAVING

- Compact, high-density connectors
- Small PCB footprint
- Rectangular design enables close mounting pitch with adjacent connectors
- No fasteners required
- Eliminates flying leads for connectivity to board

EASY TO INSTALL

- Mechanically self-retaining during soldering of in-line connectors
- No additional solder fixtures required
- Easy washout for post-soldering cleaning

RELIABLE

- Mechanical location feature reduces mechanical stress on solder joints

APPLICATIONS

- Commercial and Business Aircraft
 - Lighting
 - Seat Wiring and Actuation
 - Passenger Service Units
 - On-board Entertainment Systems
 - Electronic Window Shutters
 - Galley
- Helicopter Lighting
- Military Land and Aerospace
- Mass Transit Lighting

An extension to the popular 369 connector series product line, the 369 PCB connector mounts to a printed-circuit board (PCB). The PCB connectors are available in an in-line version and a panel-mount version.

The PCB connector simply inserts into the board and is then soldered, requiring no additional fasteners or fixings. The end result is an easy and quick-to-mount aerospace-qualified connector with a very compact footprint to help ensure PCB real-estate is maximized.

Specifications

MATERIALS


- **Seals and Panel Gasket:** Fluorosilicone
- **Body and Insert:** PEI
- **Contacts:** Copper alloy, gold plated

ELECTRICAL

- **Insulation Resistance:** $\geq 5000 \text{ M}\Omega$
- **Dielectric Withstand:** $1500 \text{ V}_{\text{rms}}$, $< 2 \text{ mA}$ leakage
- **Operating Current:** 5 A

MECHANICAL/ENVIRONMENTAL

- **Temperature Range:** -55°C to $+175^{\circ}\text{C}$
- **IP Rating:** IP67
- **Sealing:** 12.1 kPa (1.75 psi) @ 15 km (50,000 ft)
- **Vibration:** EN2591-403, Method B, Level E, 8 hr/axis
- **Shock:** EN2591-402, Method A, Severity 100
- **Durability:** 500 mating cycles min.
- **Fluid Resistance:** EN2591-315
- **Flammability, Smoke, Toxicity:** FAR 25.853 Appendix F



TE Components . . . TE Technology . . . TE Know-how . . .

AMP | AGASTAT | CII | HARTMAN | KILOVAC | MICRODOT | NANONICS | POLAMCO | Raychem | Rochester | DEUTSCH
SEACON Phoenix | LL ROWE | Phoenix Optix | AFP | SEACON

Empower Engineers to Solve Problems, Moving the World Forward.



Part Numbering System

FAMILY

D369

SHELL STYLE

- A** PCB, Panel Mount, 1.27 mm (0.050")
- B** PCB, Panel Mount, 1.60 mm (0.063")
- C** PCB, Panel Mount, 2.03 mm (0.080")
- G** PCB, In-Line Mount

SHELL SIZE

3, 6, 9

NUMBER OF CONTACTS

3, 6, 9

SHELL KEYING

N, A, B, C, D

CONTACT TYPE

- P** Pin (Male)
- S** Socket (Female)

CONTACT CONFIGURATION

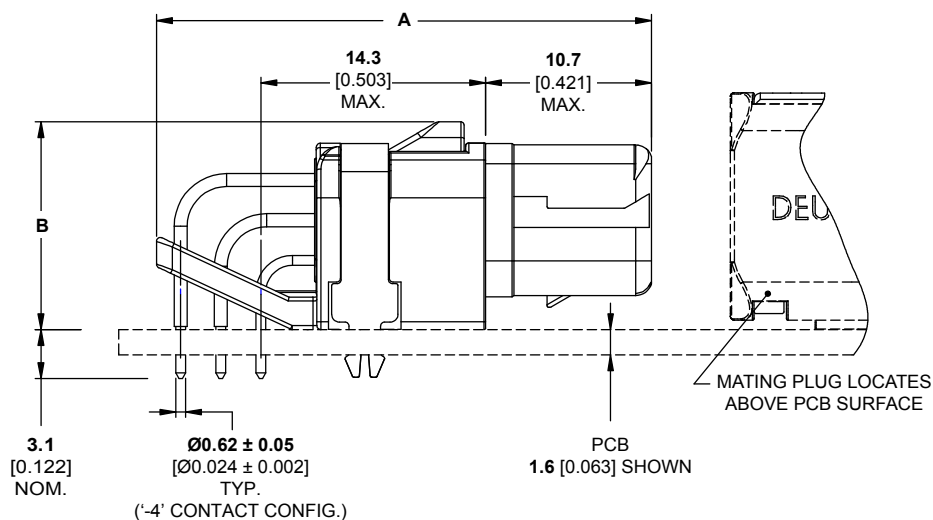
- 4** 90° PCB Mount, Gold Plated
- 5** 90° PCB Mount, Tin Dipped

KEYING COLOR CODES

Connectors are available with five keying options. They are color coded by option:

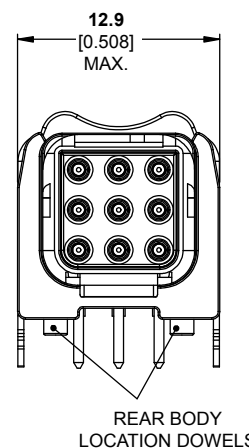
N Black, **A** Red, **B** Blue, **C** Green, **D** Yellow

In-Line PCB Connectors



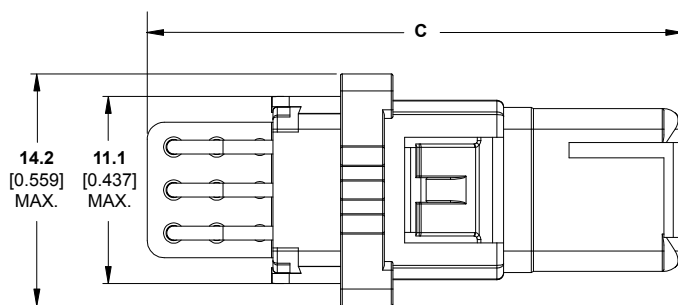
No. of Positions	A Max.	B Max.
3	26.6 1.047	8.4 0.331
6	29.1 1.146	10.9 0.429
9	31.6 1.244	13.4 0.528

Millimeters Inches



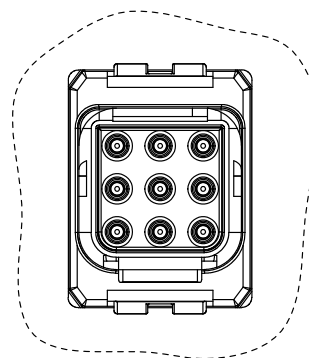
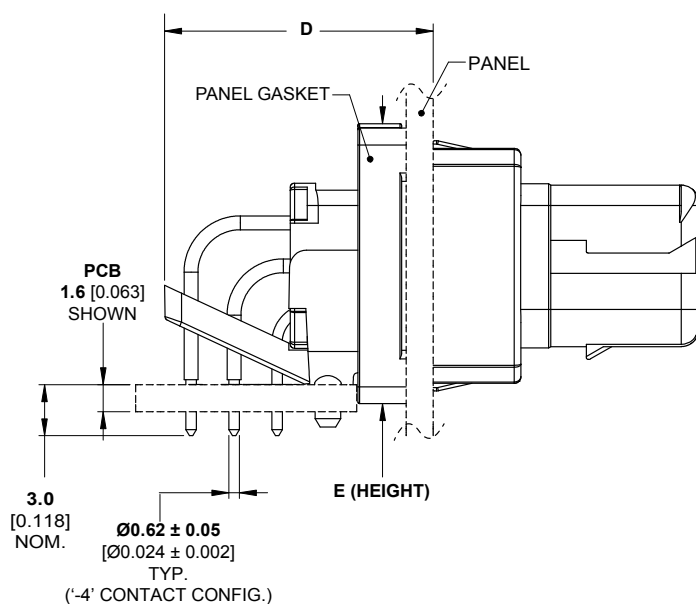


Panel-Mount PCB Connectors



No. of Positions	C Max.	D Max.	E Max.
3	26.8 1.055	11.2 0.441	11.7 0.461
6	29.4 1.157	13.7 0.539	14.2 0.559
9	32.0 1.260	16.3 0.642	16.8 0.661

Millimeters Inches



LET'S CONNECT

We make it easy to connect with our experts and are ready to provide all the support you need. Just call your local support number or visit www.te.com/industrial to chat with a Product Information Specialist.

Technical Support

te.com/support-center

North America	+1 800 522 6752	Asia Pacific	+86 400 820 6015
North America (Toll)	+1 717 986 7777	Japan	+81 044 844 8180
EMEA/South Africa	+800 0440 5100	Australia	+61 2 9554 2695
EMEA (Toll)	+31 73 624 6999	New Zealand	+64 (0) 9 634 4580
India (Toll-Free)	+800 440 5100		

te.com/369-pcb

369, AMP, AGASTAT, CII, DEUTSCH, HARTMAN, KILOVAC, LL ROWE, MICRODOT, NANONICS, POLAMCO, Raychem, SEACON, TE, TE Connectivity and the TE connectivity (logo) are trademarks of the TE Connectivity Corporation. Other products, logos, and company names mentioned herein may be trademarks of their respective owners.

While TE Connectivity (TE) has made every reasonable effort to ensure the accuracy of the information herein, nothing herein constitutes any guarantee that such information is error-free, or any other representation, warranty or guarantee that the information is accurate, correct, reliable or current. The TE entity issuing this publication reserves the right to make any adjustments to the information contained herein at any time without notice. All implied warranties regarding the information contained herein, including, but not limited to, any implied warranties of merchantability or fitness for a particular purpose are expressly disclaimed. The dimensions herein are for reference purposes only and are subject to change without notice. Specifications are subject to change without notice.

Consult TE for the latest dimensions and design specifications.

© 2017 TE Connectivity Corporation All Rights Reserved.

1-1773876-1 03/17

Mouser Electronics

Authorized Distributor

Click to View Pricing, Inventory, Delivery & Lifecycle Information:

TE Connectivity:

[D369-B99-NP1](#) [D369-R33-NS3](#) [D369-R66-NS3](#) [D369-KIT-SE/PM](#) [D369-HP99-NS0](#) [D369-R33-NP3](#) [D369-R99-NS3](#) [D369-P33-NS3](#) [D369-B66-NP3](#) [D369-B33-NS1](#) [D369-P33-NP3](#) [D369-R66-NP3](#) [D369-B99-AS1](#) [D369-B99-AP1](#) [D369-R99-AS3](#) [D369-HP33-NP0](#) [D369-HP66-NP1](#) [D369-HP66-NS0](#) [D369-HP66-NS1](#) [D369-HP99-NP0](#) [D369-HR33-NP0](#) [D369-B33-AP1](#) [D369-HR99-NP0](#) [D369-HR99-NS0](#) [D369-HP33-NP1](#) [D369-HP33-NS0](#) [D369-HP66-NP0](#) [D369-HR33-NS0](#) [D369-HR33-NS1](#) [D369-HR66-NP0](#) [D369-HR66-NP1](#) [D369-HR66-NS0](#) [D369-HR66-NS1](#) [D369-HR99-NS1](#) [D369-HP99-NS1](#) [D369-HR33-NP1](#) [D369-HP99-NP1](#) [D369-HP33-NS1](#) [D369-HR99-NP1](#) [D369-P99-AP3](#) [D369-P99-BP3](#) [D369-HP33-CS1](#) [D369-HP33-AS1](#)