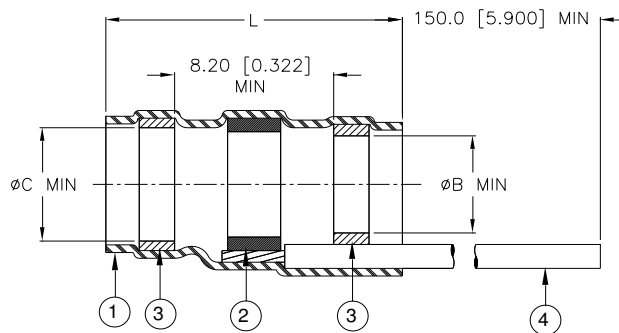


# CUSTOMER DRAWING



Product Name	Ident. Code	Color Code (CL)	Product Dimensions			Cable Dimensions			
			L±1.75 [L±0.075]	øB min	øC min	øD max	øE max	øF min	øG min
S200-1-W2-GA-CL	S2001R	9	16.50 [0.650]	1.90 [0.075]	2.67 [0.105]	1.90 [0.075]	2.67 [0.105]	0.90 [0.035]	0.50 [0.020]
S200-2-W2-GA-CL	S2002R	9	16.50 [0.650]	2.67 [0.105]	3.68 [0.145]	2.67 [0.105]	3.68 [0.145]	1.40 [0.055]	0.75 [0.030]
S200-3-W2-GA-CL	S2003R	9	16.50 [0.650]	4.32 [0.170]	5.08 [0.200]	4.32 [0.170]	5.08 [0.200]	2.15 [0.085]	1.25 [0.050]
S200-4-W2-GA-CL	S2004R	9	19.10 [0.750]	5.97 [0.235]	6.48 [0.255]	5.97 [0.235]	6.48 [0.255]	3.30 [0.130]	1.80 [0.070]
S200-5-W2-GA-CL	S2005R	9	19.10 [0.750]	6.98 [0.275]	7.62 [0.300]	6.98 [0.275]	7.62 [0.300]	4.30 [0.170]	2.50 [0.100]

## MATERIALS

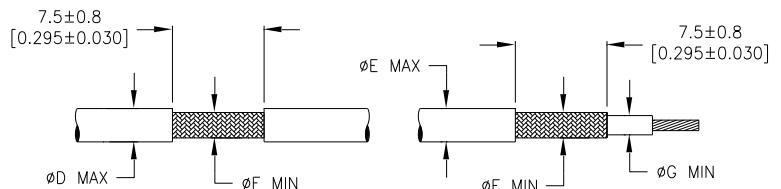
- INSULATION SLEEVE: Heat-shrinkable, transparent blue, radiation cross-linked modified fluoropolymer.
- SOLDER PREFORM WITH FLUX AND THERMAL INDICATOR:  
SOLDER: TYPE Sn96 per ANSI / J-STD-006.  
FLUX: TYPE ROM1 per ANSI / J-STD-004.  
THERMAL INDICATOR: Fusible ring.
- MELTABLE RINGS: Environment resistant modified thermoplastic fluoropolymer. Color: light blue.
- PRE-INSTALLED LEAD: Stranded nickel-plated copper wire in accordance with SAE-AS22759/87. Color: see table.

## APPLICATION

- These parts are designed to provide an environment resistant shield termination on cables, rated for 150°C minimum, meeting the dimensional criteria listed, having silver or nickel-plated shields and insulations compatible with the insert material.
- Install using TE Connectivity-approved convection or infrared heating tools in accordance with TE Connectivity process standard RCPS-100-71. When installed with approved convection or infrared heating tools, assemblies will meet the performance requirements of SAE AS83519. Infrared tools are not recommended for use with black cable jackets.
- Parts shall be marked with identification code per table.
- Temperature range: -65°C to +200°C.
- For best results, prepare the cable as shown:


Part Number Guide:  
S200-X-W2-GA-CL

- Lead color per MIL-STD-681
- Lead AWG. Check for availability.
- Lead type AS22759/87 (RCW5987)
- Size 1 to 5



"G" is the minimum diameter on which the sleeve will seal.

TE Connectivity, TE connectivity (logo), Raychem, and SolderSleeve are trademarks

			<b>TITLE:</b> SOLDERSLEEVE SHIELD TERMINATOR WITH LEADS, IMMERSION RESISTANT, 200 DEG C, ROHS COMPLIANT			
Unless otherwise specified dimensions are in millimeters. [Inches dimensions are shown in brackets]			<b>DOCUMENT NO.:</b> S200-X-W2-GA-CL			
<b>TOLERANCES:</b> 0.00 N/A 0.0 N/A 0 N/A	<b>ANGLES:</b> N/A  <b>ROUGHNESS</b> IN MICRON	TE Connectivity reserves the right to amend this drawing at any time. Users should evaluate the suitability of the product for their application.	<b>Revision :</b> D		<b>Issue Date :</b> April 2020	
<b>DRAWN BY:</b> P.TALLY	<b>CAGE CODE:</b> 06090	<b>DATE:</b> April 16, 2020	<b>ECO:</b> ECO-20-004961	<b>SCALE:</b> NTS	<b>SIZE:</b> A	<b>SHEET:</b> 1 of 1

©2020 Tyco Electronics Corporation, a TE Connectivity Ltd. Company. All Rights Reserved.

If this document is printed it becomes uncontrolled. Check for the latest revision.

# Mouser Electronics

Authorized Distributor

Click to View Pricing, Inventory, Delivery & Lifecycle Information:

[TE Connectivity:](#)

[S200-3-W2-22-9CS2904](#) [S200-4-W2-18-9CS2904](#) [S200-2-W2-22-9CS2904](#) [S200-1-W2-20-9CS2904](#)