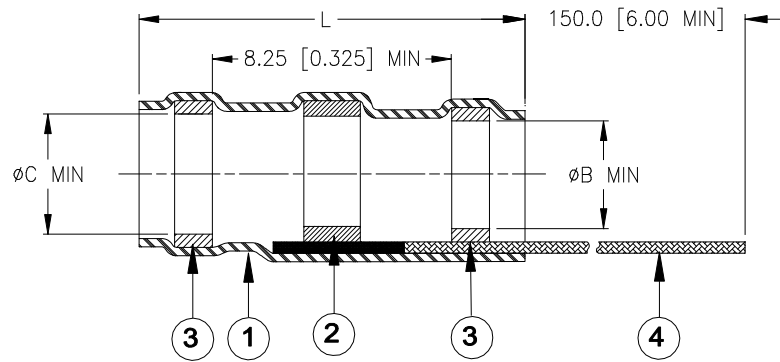


CUSTOMER DRAWING



Product Name	Ident. Code	Product Dimensions			Cable Dimensions		
		L±1.75 [L±0.075]	øB min	øC min	øD max	øE max	øF min
S200-1-9030	S2001R	16.50 [0.650]	1.90 [0.075]	2.67 [0.105]	1.90 [0.075]	2.67 [0.105]	0.90 [0.035]
S200-2-9030	S2002R	16.50 [0.650]	2.67 [0.105]	3.68 [0.145]	2.67 [0.105]	3.68 [0.145]	1.40 [0.055]
S200-3-9030	S2003R	16.50 [0.650]	4.32 [0.170]	5.08 [0.200]	4.32 [0.170]	5.08 [0.200]	2.15 [0.085]
S200-4-9030	S2004R	19.10 [0.750]	5.97 [0.235]	6.48 [0.255]	5.97 [0.235]	6.48 [0.255]	3.30 [0.130]
S200-5-9030	S2005R	19.10 [0.750]	6.98 [0.275]	7.62 [0.300]	6.98 [0.275]	7.62 [0.300]	4.30 [0.170]

MATERIALS

1. INSULATION SLEEVE: Heat-shrinkable, transparent blue, radiation cross-linked modified fluoropolymer.

2. SOLDER PREFORM WITH FLUX AND THERMAL INDICATOR:

SOLDER: TYPE Sn96 per ANSI / J-STD-006.

FLUX: TYPE ROM1 per ANSI / J-STD-004.

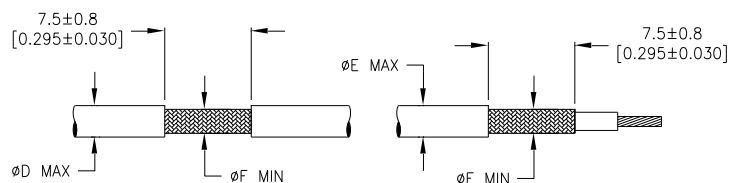
THERMAL INDICATOR: Fusible ring with melt temp of 242°C

3. MELTABLE SEALING RINGS: Environment resistant modified thermoplastic fluoropolymer. Color: light blue.


4. PRE-INSTALLED BRAID: Ni-plated copper strands per ASTM B355, Class 4. CMA= 1800

APPLICATION

- These parts are designed to provide an environment protected shield termination on cables, rated for 150°C minimum, meeting the dimensional criteria listed, and having silver or nickel-plated shields, and insulations compatible with the insert material. For compatible insulations consult Tyco Electronics/Raychem.
- Install using TE Connectivity-approved convection or infrared heating tools in accordance with Tyco Electronics process standard RCPS-100-71. When installed with approved convection or infrared heating tools, assemblies will meet the performance requirements of SAE AS83519. Infrared tools are not recommended for use with black cable jackets.
- Parts shall be marked with identification code per table.
- Temperature range: -65°C to +200°C.
- For best results, prepare the cable as shown:



TE Connectivity, TE connectivity (logo), Raychem, and SolderSleeve are trademarks

			TITLE: SOLDERSLLEEVE SHIELD TERMINATOR WITH PRE-INSTALLED BRAID, 200 DEG C, ROHS COMPLIANT		
Unless otherwise specified dimensions are in millimeters. [Inches dimensions are shown in brackets]			Raychem Devices		
TOLERANCES: 0.00 N/A 0.0 N/A 0 N/A			DOCUMENT NO.: S200-X-9030		
ANGLES: N/A ROUGHNESS IN MICRON			Revision : C		
TE Connectivity reserves the right to amend this drawing at any time. Users should evaluate the suitability of the product for their application.			Issue Date : April 2020		
DRAWN BY: P.TALLY	CAGE CODE: 06090	DATE: 18-Apr-07	ECO: ECO-20-004961	SCALE: NTS	SIZE: A
				SHEET: 1 of 1	

© 2020 Tyco Electronics Corporation. All rights reserved.

If this document is printed it becomes uncontrolled. Check for the latest revision.

Mouser Electronics

Authorized Distributor

Click to View Pricing, Inventory, Delivery & Lifecycle Information:

[TE Connectivity:](#)

[S200-2-9030CS2904](#)