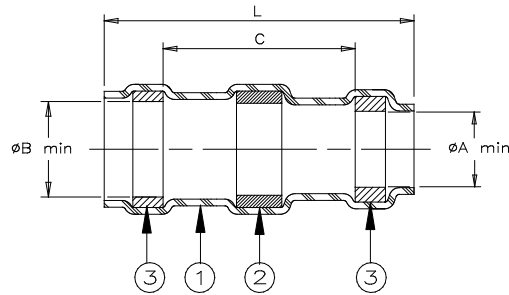


CUSTOMER DRAWING



Product Name	Product Dimensions				Cable Dimensions			
	$L \pm 1.75$ ($L \pm 0.07$)	$\varnothing A$ min	$\varnothing B$ min	C min	$\varnothing D$ max	$\varnothing E$ max	$\varnothing F$ min	$\varnothing G$ min
S01-01-R	16.5 (0.650)	1.90 (0.075)	2.65 (0.105)	8.25 (0.325)	1.90 (0.075)	2.65 (0.105)	0.90 (0.035)	0.50 (0.020)
S01-02-R	16.5 (0.650)	2.65 (0.105)	3.68 (0.145)	8.25 (0.325)	2.65 (0.105)	3.68 (0.145)	1.40 (0.055)	0.72 (0.030)
S01-03-R	16.5 (0.650)	4.30 (0.170)	5.08 (0.200)	8.25 (0.325)	4.30 (0.170)	5.08 (0.200)	2.15 (0.085)	1.25 (0.050)
S01-04-R	19.1 (0.750)	5.95 (0.235)	6.45 (0.255)	8.25 (0.325)	5.95 (0.235)	6.45 (0.255)	3.30 (0.130)	1.80 (0.070)
S01-05-R	19.1 (0.750)	7.00 (0.275)	7.60 (0.300)	8.25 (0.325)	7.00 (0.275)	7.60 (0.300)	4.30 (0.170)	2.50 (0.100)

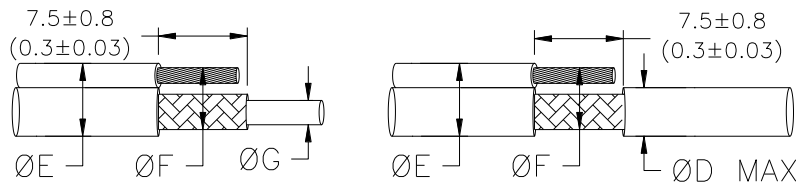
MATERIALS


- INSULATION SLEEVE: Heat-shrinkable, transparent blue, radiation cross-linked modified polyvinylidene fluoride.
- SOLDER PREFORM WITH FLUX AND THERMAL INDICATOR
 SOLDER: TYPE Sn63 per ANSI-J-STD-006.
 FLUX: TYPE ROL1 per ANSI-J-STD-004.
 THERMAL INDICATOR: Color change: violet to colorless.
- MELTABLE RINGS: Environment resistant thermoplastic. Color: blue.

APPLICATION

- These parts are designed to make an environment resistant shield termination on cables meeting the following criteria:
 Dimensions: Per table. Jacket rating: 125°C.
 Shield plating: Tin or silver. Jacket material: See M83519/1 or consult TE Connectivity.
- Parts are qualified to M83519/1.
- For assembly information, refer to Raychem document RCPS-100-70.

For best results, prepare the cable as shown:



		Raychem THERMOFIT DEVICES		TITLE: SOLDERSLEEVE* SHIELD TERMINATOR, IMMERSION RESISTANT, MIL-S-83519/1			
Unless otherwise specified dimensions are in millimeters. [Inches dimensions are shown in brackets]				DOCUMENT NO.: S01-0X-R			
TOLERANCES: 0.00 N/A 0.0 N/A 0 N/A	ANGLES: N/A ROUGHNESS IN MICRON	TE Connectivity reserves the right to amend this drawing at any time. Users should evaluate the suitability of the product for their application.		REV : F		DATE : 30-Mar-2020	
PREPARED BY: UNGUYEN	CAGE CODE: 06090	ECO: ECO-20-004510		SCALE: NTS		SIZE: A	SHEET: 1 of 1

© 2020 TE Connectivity Ltd. Family of Companies. All Rights Reserved.

If this document is printed it becomes uncontrolled. Check for the latest revision.

*TE Connectivity, TE connectivity (logo), Raychem, THERMOFIT, SolderSleeve are trademarks

Mouser Electronics

Authorized Distributor

Click to View Pricing, Inventory, Delivery & Lifecycle Information:

[TE Connectivity:](#)

[S03-05-R-100](#) [S01-02-RCS2871](#)